



कोचिन पत्तन प्राधिकरण  
Cochin Port Authority

2023-24

# ADMINISTRATION REPORT & ANNUAL ACCOUNTS





15.08.2023 -INDEPENDENCE DAY 2023



16.11.2023 -SHRI SHRIPAD NAIK, HON'BLE MINISTER OF STATE FOR PSW



17.01.2024-MEETING WITH SECRETARY (SHIPPING)



16.11.23 -SHRI SHRIPAD NAIK, HON'BLE MINISTER OF STATE FOR PSW (1)

# ADMINISTRATION REPORT AND ANNUAL ACCOUNTS 2023-2024



कोचिन पतन प्राधिकरण  
**Cochin Port Authority**

AN ISO 9001:2015 & ISPS COMPLIANT PORT

Willingdon Island, Cochin-682009



# INDEX

## Page No.

### Part I

The Board of Cochin Port Authority	05
Principal Officers (As On 31.03.2024)	06 - 07
Port Operations at a Glance	08

#### Descriptive Notes

01 Management	11 - 15
02 Traffic	16 - 25
03 Shipping	26 - 31
04 Port Operations	32 - 35
05 Financial Position	36 - 41
06 Engineering	42 - 45
07 Labour Welfare and Industrial Relations	46 - 50
08 General Activities	51

### Part II

#### Statistical Appendice

Statements 1 - 40	57 - 104
-------------------	----------

### Part III

#### Financial Statements

Balance Sheet & Annual Accounts	109 - 126
Notes To Annual Accounts 2023-24	127 - 134
Annexures	135 - 140



# THE BOARD OF COCHIN PORT AUTHORITY

## MEMBERS

Chairperson : Shri B.Kasiviswanathan,IRSME (01.11.2023)

Deputy Chairperson : Shri.Vikas Narwal IAS

Sl.	Name	Address	Representing
1	<b>Shri. Jaideep.P IRS.</b> (w.e.f.17.08.2022)	Commissioner of Customs, Custom House, Willingdon Island,Cochin - 682009	Dept. of Customs
	<b>Shri Rajendra kumar</b> (w.e.f. 20.06.2023)		
	<b>Shri. Gurkaran Singh Bains,IRS</b> (w.e.f. 16.10.2023)		
2	<b>Shri. Sanjay Kumar</b> (w.e.f 14.03.2023)	Additional Secretary & Financial Advisor, Ministry of Ports, Shipping & Waterways, Transport Bhawan, 1, Parliament Street, New Delhi- 110001	Ministry of Ports, Shipping & Waterways
3	<b>Commodore Rajesh Kumar Yadav</b>	Naval Officer-In-Charge, Kerala Naval Base, Cochin - 682004.	Defence Service (Navy)
4	<b>Shri. R. Murugaraj, IRTS</b> (wef.30.03.2023)	Chief Freight Transportation Manager, Southern Railway Headquarters, Park Town, Chennai - 600003	Indian Railways
5	<b>Shri. K. Biju, IAS</b> (w.e.f. 24-03-2023)	Secretary/Principal Secretary, Ports Department, Govt. Secretariat, Main building, 1 <sup>st</sup> Floor Room No.392 Thiruvananthapuram-695001	Government of Kerala
	<b>Shri. K.S. Srinivas, IAS</b> (w.e.f 16.11.2023)		

## PRINCIPAL OFFICERS (AS ON 31.03.2024)

Chairperson : Shri B.Kasiviswanathan, IRSME : 1992  
Deputy Chairperson : Shri.Vikas Narwal, IAS (MP 2008)

### GENERAL ADMINISTRATION DEPARTMENT

Secretary : **Smt. C. Premakumari**  
Sr. Dy. Secretary : **Shri Satish .R**  
Sr. Dy. Director (R) : **Vacant**  
Dy. Secretary : **Vacant**  
Dy.Chief Mechl.Engr(M)  
Estate : **Shri K.V. Bhagavath Sing**

### VIGILANCE DEPARTMENT

Chief Vigilance Officer : **Shri T.Prabhu IOFS (2001)**  
Dy. CVO : **Shri Mijoe Joseph**

### C.I.S.F

Dy. Commandant : **Shri Neeraj Kumar Patel**

### FINANCE DEPARTMENT

Financial Adviser &  
Chief Accounts Officer : **Shri Malla Srinivasa Rao**  
Sr. Dy. Chief Accounts Officer : **Smt. Rajashree K. Dabke**  
Sr. Dy. Director (EDP) : **Shri Vinod C.**

### CIVIL ENGINEERING DEPARTMENT

Chief Engineer : **Vacant**  
Dy. Chief Engineer (C) : **(i) Shri A.G.Sathyan**  
**(ii) Smt. Siny Mathew**

### MECHANICAL ENGINEERING DEPARTMENT

Chief Mechanical Engineer	:	<b>Shri V.Thuraipandian</b>
Dy.CME (ELE)	:	<b>Vacant</b>

### TRAFFIC DEPARTMENT

Traffic Manager	:	<b>Shri Vipin R. Menoth</b>
Sr.Dy. Traffic Manager	:	<b>Shri Jimmy George</b>
Dy. Traffic Manager	:	<b>Shri D. Anil Kumar</b>
Dy. Traffic Manager	:	<b>Shri Raj Vinod P.</b>

### MARINE DEPARTMENT

Deputy Conservator	:	<b>Capt. Thamaraipandy Muthu Kumar</b>
Harbour Master	:	<b>Capt. Francis J. Veliyath</b>
Dock Master	:	<b>Capt. Bhaskar Krishnan Kunji</b>
MMPC	:	<b>Capt. Sam Abraham</b>
MES	:	<b>Shri Thomas Mathew</b>

### MEDICAL DEPARTMENT

Chief Medical Officer	:	<b>Vacant</b>
Sr. Dy. CMO	:	<b>Vacant</b>
Dy.CMO (GD)	:	<b>Dr. K. I. Muthukoya</b>

### STORES

Sr. Dy. Materials Manager	:	<b>Vacant</b>
---------------------------	---	---------------



## PORT OPERATIONS AT A GLANCE

		Year	
		2023-24	2022-23
I	Traffic (lakhs tonnes)		
	(including Container Traffic)		
	i. Export	83.09	73.35
	ii. Import	280.06	279.30
	<b>Total</b>	<b>363.15</b>	<b>352.55</b>
	Container Traffic (In TEU's)		
	i. Stuffed Containers		
	a) Export	225941	213848
	b) Import	273318	264924
	<b>Total</b>	<b>499259</b>	<b>478772</b>
	ii. Empty Containers		
	a) Export	151074	130913
	b) Import	103904	85545
	<b>Total</b>	<b>254978</b>	<b>216458</b>
	<b>GRAND TOTAL</b>	<b>754237</b>	<b>695230</b>
	iii. Containerised cargo handled (lakhs tonnes)		
	a) Export	37.75	37.12
	b) Import	64.04	62.74
	<b>Total</b>	<b>101.79</b>	<b>99.86</b>
II.	Shipping		
	i) No.of ships entered	1732	1559
	ii) Total NRT (lakhs)	269.23	220.11
	iii) Average detention time (hrs)	6.73	6.04
	iv) Average turn-round time (Boarding to De-boarding) (days)	1.39	1.39
	v) Average tonnage handled per ship (tonnes)	25963	24517
III.	Finance (Rupees in lakhs)		
	i) Total operating income	91662	76357
	ii) Total operating expenditure	41582	42544
	iii) Net operating surplus	50080	33813
	iv) Net surplus/deficit under		
	Finance & Misc.Account	-48195	-33229
	v) Net surplus	1885	583
	vi) Operating ratio(%)	45	56



**PART 1**

**DESCRIPTIVE  
NOTES**



## 01 MANAGEMENT

### 1. Board Members

The names of Board Members of Cochin Port Authority during 2023-24 as on 31-03-2024 are given at page 5. There were 4 meetings of Cochin Port Board during 2023-24.

### 2. Organisation

The organisational set up of the Cochin Port Authority as on 31-3-2024 is shown in the organisation chart given on the facing page. The names of Principal Officers of the Cochin Port are given on page 6 to 7.

### 3. Officers and Staff

The total sanctioned strength in the Port including Dock Labour Division was 1879 as on 31-3-2024. Employment particulars may be seen from the statement No.34 in the statistical appendix.

The total amount of salaries and wages, over time and bonus payments made to Port and Dock employees during the year was Rs.15,717/- lakhs as against Rs.15,009/- lakhs in the preceding year as may be seen from the following statement.

(in lakhs)

Item	2023-24	2022-23
<b>1.Salaries &amp; Wages</b>		
a) Class I & II Officers	3,332	3,589
b) Class III & IV Staff	10,407	9,753
<b>Total</b>	<b>13,739</b>	<b>13,342</b>
2.Overtime	218	133
3.Bonus	121	155
4.Others	1,639	1,379
<b>Grand Total</b>	<b>15,717</b>	<b>15,009</b>

### 4. Appointment to the posts reserved for SC/ST

Implementation Cell: The Cell set up to co-ordinate and ensure due compliance of various orders on reservation for SC/ST issued by Govt. of India from time to time took prompt action on all reservation orders received during the year. Prompt action has been taken by the cell on all the petitions/representations received in the matter of reservation for Scheduled Castes/Scheduled Tribes.

### 5. Hindi Section

Hindi Section of Cochin Port Authority attended the translation work of minutes of Board Meetings, Resolutions, General Orders, Notifications, Annual Administration Report, Office Orders & Circulars, Trade Notices, Tender Notices, Rules & Regulations, Annual Accounts, Audit report, Review on Annual Accounts and separate Audit report thereon with action taken note on Audit Observations contained in the Report, questionnaires and documents of all Parliamentary Committees on various subjects. Hindi Section has also carried out the sole responsibility of implementation of Official Language Policy of the Union.

Hindi Fortnight was conducted from 14.9.2023 to 28.09.2023. During this period various competitions in Hindi were conducted among the officers/employees such as Hindi song for Male & Female category, Administrative Terminology, Noting & Drafting, Poetry Recitation, Paragraph Dictation, News Reading, Speech etc. Hindi Song and Speech competitions were also conducted for the children of Port Employees. Winners of the competitions were felicitated with cash prizes and certificates by Chairperson on the valedictory celebration of Hindi Fortnight held on 29.09.2023.

The Rolling Trophy "Chal Vaijayanti" was awarded to the General Administration Department for securing more points in the various competitions in connection with Hindi Fortnight Celebrations. Hindi House Journal of Cochin Port Authority "Cochin Lahar" was released by Chairperson.

Cash award scheme was launched for the children of the Port employees who have secured highest marks in Hindi at the CBSE/SSLC/12th Std. level along with Certificates were given at the Valedictory function of Hindi Fortnight celebration. Cash award scheme was also launched for the employees and Officers for Noting & Drafting in Hindi. Dy.Conservator was awarded "SHRESTHA RAJBHASHA KARM PURASKAR" for his commendable work in Hindi. Chairperson and Dy.Chairperson was also awarded with Rajbhasha Utkarsh Puraskaar & Nagari Prabodhini Puraskaar respectively for commendable work in Hindi.

In addition to this, trophies were also awarded to the officers /employees for putting signature in Hindi in the attendance register in connection with Hindi Hastakshar Yojana (Hindi Signature Campaign).

**Hindi Training:** Officers/Employees were nominated for Hindi Pragya/Prabodh/ Parangat training in January-May & July-November academic session of 2023 conducted by Hindi Teaching Scheme and successfully passed out.

**Hindi Library:** Hindi Library is functioning in CoPA to promote employees towards Hindi implementation and gaining knowledge in Hindi literature. Every year CoPA management purchase Hindi books(Novel, Dictionaries, Poetry, Grammar, Essays, short stories) of eminent writers. This year also Hindi books worth Rs.2800/- was purchased for Hindi library. Besides this some Hindi books were also distributed to Sir Robert Bristow Memorial Primary & Secondary Govt. School, W/Island for their Library under GYAN DEEP YOJANA launched by CoPA Management.

**Awards & Achievements:** CoPA is one of the most active member office of Kochi Town Official Language Implementation Committee (PSUs). Employees were participated in various competitions during Joint Hindi Fortnight Celebration conducted by Kochi TOLIC (PSUs). Employees were felicitated with cash awards & certificates during the valedictory celebration. CoPA was awarded first prize for OL implementation and third prize for in-house magazine.

**Meetings:** The Official Language Implementation Committee (OLIC) meeting was conducted on the first month of every quarter under the chairmanship of Chairperson. During the meeting quarterly progress of Hindi implementation was reviewed. Chairperson and Hindi Staffs were attended the half yearly meetings of Kochi TOLIC (PSUs).

**Hindi Workshops:** Hindi Section conducted 4 Hindi Workshops (Technical & Language) department wise for the benefit of Officers/employees in each quarter. Besides this one special Hindi computer workshop was also conducted with a special attention to UNICODE method compatible to all computers in order to increase the working knowledge of Hindi during the year.

**Special Programs Conducted For Promotion Of Hindi:** Various special programs for promotion of Official Language were conducted during the year were as follows.

#### April-June,2023

1. A special program was conducted on Signification and Feasibility of In-service Hindi

Training and Hindi workshop in effective Implementation of Official Language on 04-04-2023.

2. A special program was conducted on 'sustainable progress of Official Language' in various professional fields held on 20-04-2023 .
3. Rajbhasha Orientation Program was conducted for the benefit of the Officers/employees of Marine Department,Cochin Port Authority on 09-05-2023.
4. A Webinar was conducted on the intuitive formula of sustainable progress of official language by reconciling with the regional language for the benefit of officers /employees of Cochin Port Authority on 18-05-2023.
5. Rajbhasha Seminar was conducted for the officers/employees of Cochin Port Authority on 07.06.2023.
6. Official Language Management Program was conducted an for the benefit of the Sr.Executives/ Executives/Nodal Officers of all Departments of Cochin Port Authority on 27-06-2023.

#### July-September,2023

1. special awareness program was conducted on 04.07.2023 on the title of Constitutional Structure of Hindi as Official Language and our statutory responsibilities.
2. A guiding program was conducted on 17.07.2023 on the title of interrelationship of linguistic correctness and grammar.
3. An Official Language refresher program was conducted on 04.08.2023 on the title of technical solution to the increasing responsibilities and challenges of the Official Language Hindi.
4. An Official Language Management Program was conducted on 16.08.2023 for senior executives on the title of effective and progressive use of Official Language in the organization.

#### October-December,2023

1. One day translation training (virtual) was conducted on 11<sup>th</sup> October, 2023, especially for officers/employees those have working & proficient knowledge in Hindi of each Department.
2. An Official Language refresher program was conducted on 7<sup>th</sup>December, 2023 for officers/ employees of CoPA.

- An Official Language Management program was conducted on 18<sup>th</sup> December, 2023 of Class I & II officers of all department of CoPA.

### January-March, 2024

- World Hindi Day was celebrated on 10<sup>th</sup> January, 2024. On this occasion, Hindi Essay writing and Hindi song competitions were conducted for regular officers/employees and contract employees respectively. The winners of the competitions were honored with cash prizes. On this occasion, Rajbhasha Panchang (Official Language Desktop Calendar) was also inaugurated.
- An Official Language seminar was conducted on 8<sup>th</sup>. February, 2024 on the title "Linguistic Correctness and Use of Grammar".
- A Hindi workshop on the title "Use of simple and short Hindi sentences in notings" was conducted on 22<sup>nd</sup>. February, 2024 for the employees of the Chief Mechanical Engineer Department.
- Computer Hindi technical webinar was conducted on 17<sup>th</sup>.March, 2024 for the employees of all departments
- An Official Language Management Program was conducted on 21<sup>st</sup>. March, 2024 for the OL Nodal Officers.

## 6. Vigilance Department

### 1. Staff Position

- Chief Vigilance Officer is the head of Vigilance department, and reports only to the Chairperson, Cochin Port Authority.
- Dy. CVO, Vigilance Inspector, Sr. Accountant (2 Nos.) and a Senior Office Attendant also posted in this department.

### 2. Vigilance Functions

Functions of the Vigilance Department can be broadly divided into

- Preventive Vigilance,
- Punitive Vigilance and
- Surveillance and Detection.

#### i) Preventive Vigilance

10 Nos. contracts under Integrity Pact have been reviewed during the period which includes 7 Nos. Civil Engineering contracts, 1 No. Mechanical Engineering contract and 2 Nos. Marine contracts.

The Vigilance Awareness Week 2023 was inaugurated in Cochin Port by Dy. Chairman Shri.Vikas Narwal, IAS on 30.10.2023 by administering the Integrity Pledge in the presence of Sri.T.Prabhu, Chief Vigilance Officer, and Heads of Departments. The Integrity Pledge was also taken in the departments/divisional offices. Integrity e-pledge was taken by the employees of the Port through the CVC website during the week. The theme for Vigilance Awareness Week was "Say no to Corruption : Commit to Nation".

Essay writing competition for Cochin Port employees and poster designing competition for the children of Kendriya Vidyalaya Port Trust & Bristow School, W/island on the theme were conducted during the week. Both the employees and children actively participated in the competitions. Prizes for the award winners were distributed by the Chairperson on 06.11.2023 at Conference Hall, CoPA.

#### ii) Punitive Vigilance

Complaints received from various sources were examined and investigations done in cases of verifiable allegations having vigilance angle and reports submitted to the competent authority.

#### iii) Surveillance and Detection

During the period 2 periodic inspections and 9 surprise inspections have been carried out in the areas perceived as corruption prone.

CTE type inspection of 2 Civil Engineering contracts has been done during the period and report sent to CTE, CVC.

During investigation of complaints wherever irregularities were observed, it was recommended to take necessary action / corrective measures by the concerned authority. During the period of 2023-2024, 03 systemic improvements were implemented as per the advice of Vigilance Department.

### 3. Organizing Review Meetings

Monthly review of all pending matters such as investigation reports, disciplinary cases and other vigilance complaints / cases were conducted.

One IEM meeting on 22/12/2023 was held during the period to review contracts under Integrity Pact.

### 4. Submission of Reports and Returns

Monthly report on disciplinary matter sent to MoS and monthly status of contracts under Integrity Pact uploaded in Port's website.

Quarterly reports for anti corruption activities, pending CBI prosecution sanctions, CTE type inspections, Civil, Mechanical, Electrical and service contracts, horticulture works, consultancy works, land leasing contracts and procurement of stores and medicines sent to CTE, CVC.

Quarterly Progress Report for vigilance works of CVO, CoPA for each quarter for the year 2023-24 uploaded in CVC portal.

## 7. Right to Information Act, 2005

Information such as organization functions and duties, power and duties of officers and employees, norms etc. have been voluntarily disclosed as prescribed in the Act and has been uploaded in the website i.e. www.cochinport.gov.in.

Secretary has been appointed as the Transparency Officer under RTI Act for Cochin Port Authority. There are 7 Central Public Information Officers and 8 Asst. Public Information Officers for the 7 departments and CFH of CoPA. Shri. Vikas Narwal IAS, Cochin Port Appellate Authority under RTI Act.

During 01-04-2023 to 31-03-2024, 123 applications and 11 Appeals were received under the Act and all applications were processed within the stipulated time.

## 8. ISO Certification

The Cochin Port Authority has been conferred ISO Certification under the new ISO 9001:2015 standard and is valid upto 18th December, 2024.

## 9. Safety Aspects

### a) Pollution control

Regular inspections carried out on tankers visiting the port to ensure compliance with the requirements of section 356G of Merchant Shipping Act and MARPOL regulations of International Maritime Organisation, to prevent discharge of oil into coastal and harbour waters. The same documented and filed.

No major pollution incidents occurred during 2023-2024. Regular patrolling was carried out by Pollution Control boat in the waters of inner harbour.

Facility provided to all the ships, which required to dispose various categories of waste generated on board, to comply with MARPOL Regulations of IMO. This is done by empanelling private vendors / contractors approved by Kerala State Pollution Control Board. All the vendors and agents are informed of the procedures and formalities to be followed in collection and

disposal of ship generated waste, through the online portal "SWACHH SAGAR" managed by DG Shipping.

The ship generated waste collection and disposal in Cochin port is completely online through this portal and is being implemented successfully. Efforts are on to ensure that all the vendors follow the procedures completely and systematically and upload the reception receipt in the portal. This online procedure has facilitated, Masters of vessels calling Cochin Port, to engage suitable vendors, well in advance before the actual arrival date.

Cochin Port has Complied with IMO MARPOL requirements and DG Shipping circular 06 of 2018 regarding reception facilities for wastes generated by ships during the normal operations and no shortcomings were noted by the customers.

Mandatory report under MARPOL 73/78 is being forwarded to MMD on monthly basis as required by DG Shipping.

Oil Spill Exercises and Emergency Drills were conducted at regular intervals to ensure operational readiness of pollution control equipments and familiarization of personnel as required by the contingency plan. Records of drills and functional checks of pollution control equipments are maintained by CoPA Fire Service.

Following Drills and exercises were conducted during the year

- 1) Major exercise/Joint exercise-1 on 27/02/2024
- 2) Internal mock drills-3

On 27/02/2024 mock drill was conducted at and off Q4 berth on oil spill and demonstrated the use of oil spill containment equipments as part of the Joint Inspection of BPCL tier 1 capabilities by ICG and OISD

On 11/05/2023, 01/07/2023 and 20/10/2023, Internal mock drills of Pollution Response was conducted. A portable tank was erected on board the tug to facilitate collection of discharge from the skimmer. CoPA fire staff, Marine crew, staff from wharf and PMW section participated in the drill. The Tank Farm Operators participated in the drill conducted on 11/05/2023.

As required by the KSPCB recently, the monthly ship generated waste collection data from the Swachh Sagar Portal is downloaded and sent to them from January 2024.

b) **ISPS compliance by CoPA**

ISPS drills conducted as required by the Port Facility Security Plan. There were no major security threats in the previous year. Security patrolling and inspections carried out regularly in all the areas of port facility installations including SPM.

Participated in the 2 day Sagarkavach 01/24 coastal security exercise jointly conducted by Indian Navy and Coastguard on March 20<sup>th</sup> & 21<sup>st</sup> 2024

CBRN Training was conducted at Cochin Port by the NDMA team on three days from 25<sup>th</sup> to 27<sup>th</sup> March 2024. Apart from Cochin Port staff, various oil handling agencies, Law enforcement

agencies, Indian Navy, Indian Coast Guard, CISF, Private Terminal operators, Port Health Organization etc., participated in the training.

**10. Management Development Programme**

As part of the Port's efforts to impart specialized training to the Port officers & staff, 16 numbers of officers and staff were deputed, for different training courses, seminars/ conferences, during the year.

09 Domestic training programmes were conducted as part of the management development programme.

13 in-house training programmes were also conducted at the Port Conference Hall Administrative building/DLD, CoPA.



## 02 TRAFFIC

The total traffic handled by the Port during the year recorded an increase of 3.01% to 363.15 lakh tonnes as against 352.55 lakh tonnes handled in the preceding year. An increase of 8.57% was recorded in the liquid bulk and 48.43% decrease in the dry bulk. An increase of 2.21% was recorded in the break bulk and 1.93% increase in the containerised cargo as compared to the preceding year. The details of traffic handled is given in the following statement.

(InLakh Tonnes)

	2023-24		2022-23	
	Quantity	Percentage to total	Quantity	Percentage to total
<b>A. Bulk Cargo</b>				
<b>I. Liquid Cargo</b>	<b>248.30</b>	<b>68.37</b>	<b>228.70</b>	<b>64.87</b>
<b>II. Dry Bulk</b>				
1. Fertilisers & its raw materials	1.90	0.52	1.71	0.49
2. Ilmenite Sand	0.40	0.11	0.20	0.06
3. Cement	7.55	2.08	10.49	2.98
4. Salt	1.40	0.39	0.90	0.26
5. Others	0.42	0.12	9.33	2.65
<b>TOTAL</b>	<b>11.67</b>	<b>3.21</b>	<b>22.63</b>	<b>6.42</b>
<b>B. Break Bulk Cargo</b>	<b>1.39</b>	0.38	<b>1.36</b>	0.39
<b>C. Containerised Cargo</b>	<b>101.79</b>	28.03	<b>99.86</b>	28.33
<b>GRAND TOTAL</b>	<b>363.15</b>	<b>100.00</b>	<b>352.55</b>	<b>100.00</b>

During the year foreign cargo traffic increased by 2.48 % to 237.23 lakh tonnes from 231.49 lakh tonnes in the preceding year. Coastal cargo traffic have increased by 4.01 % to 125.92 lakh tonnes from 121.06 lakh tonnes. The details of coastal and foreign trade handled during the year compared with the preceding year are given below:

(InLakh Tonnes)

Traffic	Export		Import		Total	
	2023-24	2022-23	2023-24	2022-23	2023-24	2022-23
Coastal	56.91	43.70	69.01	77.36	125.92	121.06
Foreign	26.18	29.65	211.05	201.84	237.23	231.49
<b>Total</b>	<b>83.09</b>	<b>73.35</b>	<b>280.06</b>	<b>279.20</b>	<b>363.15</b>	<b>352.55</b>

## Imports

Total import traffic handled during the year recorded an increase by 0.31% to 280.06 lakh tonnes from 279.20 lakh tonnes in the preceding year. A statement showing the commodity wise imports during the year compared to preceding year is given below.

(InLakh Tonnes)

Commodity	2023-24		2022-23	
	Quantity	Percentage to total	Quantity	Percentage to total
POL *	18551494	66.24	17778686	63.68
Fertilisers	0	0.00	0	0.00
Fertilisers & Raw Materials	189842	0.69	171110	0.62
Coal	0	0.00	0	0.00
Containers	6404276	22.87	6273955	22.47
Other Cargo	2859964	10.21	3696609	13.24
<b>TOTAL</b>	<b>28005576</b>	<b>100.00</b>	<b>27920360</b>	<b>100.00</b>

\*includes Crude & POL

## Exports

Total export traffic handled during the year showed an increase of 13.29% to 83.09 lakh tonnes from 73.35 lakh tonnes in the preceding year. A commodity wise statement of exports handled during the year compared to preceding year is given below.

(InLakh Tonnes)

Commodity	2023-24		2022-23	
	Quantity	Percentage to total	Quantity	Percentage to total
(i) POL *	4500244	54.16	3488225	47.56
(ii) Containers				
Tea	91608	1.10	74452	1.02
Cashew Kernals	22753	0.27	21858	0.30
Sea Foods	175049	2.11	196719	2.68
Coir Products	296137	3.56	119350	1.63
Rubber & Rubber Products	106359	1.28	92518	1.26
Spices	105619	1.27	93156	1.27
Coffee	34211	0.41	47245	0.64
Others	2942825	35.41	3066659	41.81
(iii) Other bulk	35085	0.42	134689	1.84
<b>TOTAL</b>	<b>8309890</b>	<b>100</b>	<b>7334871</b>	<b>100</b>

\*Includes Crude & POL

### Container Traffic

During the year the tonnage of container cargo (excluding tare weight of containers) handled increased by 0.72% to 83.93 lakh tonnes from 83.33 lakh tonnes in the preceding year. Exports in containers showed an increase by 6.09% during the year to 30.68 lakh tonnes from 28.92 lakh tonnes in the preceding year and import in containers showed a decrease by 2.11% during the year to 53.26 lakh tonnes from 54.41 lakh tonnes in the preceding year as may be seen from the following statement.

(InLakh Tonnes)

Commodities	Quantity		Percentage to total	
	2023-24	2022-23	2023-24	2022-23
<b>Export</b>				
Cashew Kernels	22753	21858	0.27	0.26
Coir Products	296137	119350	3.53	1.43
Pepper	13468	12692	0.16	0.15
Sea Foods	175049	196719	2.09	2.36
Tea	91608	74452	1.09	0.89
Turmeric	9221	7532	0.11	0.09
Coffee	34211	47245	0.41	0.57
Chemicals	90948	113448	1.08	1.36
Miscellaneous	2334210	2299092	27.81	27.59
<b>Total</b>	<b>3067605</b>	<b>2892388</b>	<b>36.55</b>	<b>34.71</b>
<b>Import</b>				
Machinery	27191	24308	0.32	0.29
Tea	8496	7968	0.10	0.10
Chemicals	451131	432749	5.37	5.19
Miscellaneous	4838928	4975918	57.65	59.71
<b>Total</b>	<b>5325746</b>	<b>5440943</b>	<b>63.45</b>	<b>65.29</b>
<b>Grand Total</b>	<b>8393351</b>	<b>8333331</b>	<b>100.00</b>	<b>100.00</b>

Total number of containers handled showed an increase to 754237 TEUs during the year from 695230 TEUs handled in the preceding year indicating an increase by 8.49% as may be seen from the following statement.

Particulars	2023-24	2022-23
I) No. of sailings of fully containerised ships	653	609
ii) No. of laden containers handled		
<b>(a) Exports</b>		
(i) 20 Feet	81249	90406
(ii) 40/45 Feet	72346	61721
<b>Total</b>	<b>153595</b>	<b>152127</b>
<b>(b) Imports</b>		
(i) 20 Feet	168688	176084
(ii) 40/45 Feet	52315	44420
<b>Total</b>	<b>221003</b>	<b>220504</b>
<b>(c) Grand Total</b>		

(i) No. of laden containers		
Actual Number	374598	372631
TEUs	499259	478772
(ii) No. of empty containers		
Actual Number	194047	168888
TEUs	254978	216458
<b>Total</b>		
Actual Number	568645	541519
TEUs	754237	695230

Total number of containers received from and despatched to different ICD's decreased to 356 TEUs during the year from 2394 TEUs in the preceding year. A statement showing the number of TEUs received from and despatched to the ICD's during the year compared with preceding year is given below.

Particulars	Grand Total ICD
	No. of Containers TEUs
Received	204 (1284)
Despatched	152 (1110)
<b>TOTAL</b>	<b>356 (2394)</b>

### CFS Facility

Facility	2023-24	2022-23
CFS Stuffing/De-stuffing (TEUs)	4201	3922
Baggage Shed De-stuffing (TEUs)	1493	1562

Cochin Port CFS registered an increase of 7.11 % in the volume of cargo containers stuffed and de-stuffed for the period April to March 2023-24 vs. the corresponding period in 2022-23.



DIAGRAM NO.1  
MONTHLY VARIATION IN THE VOLUME OF TRAFFIC HANDLED DURING 2023-24

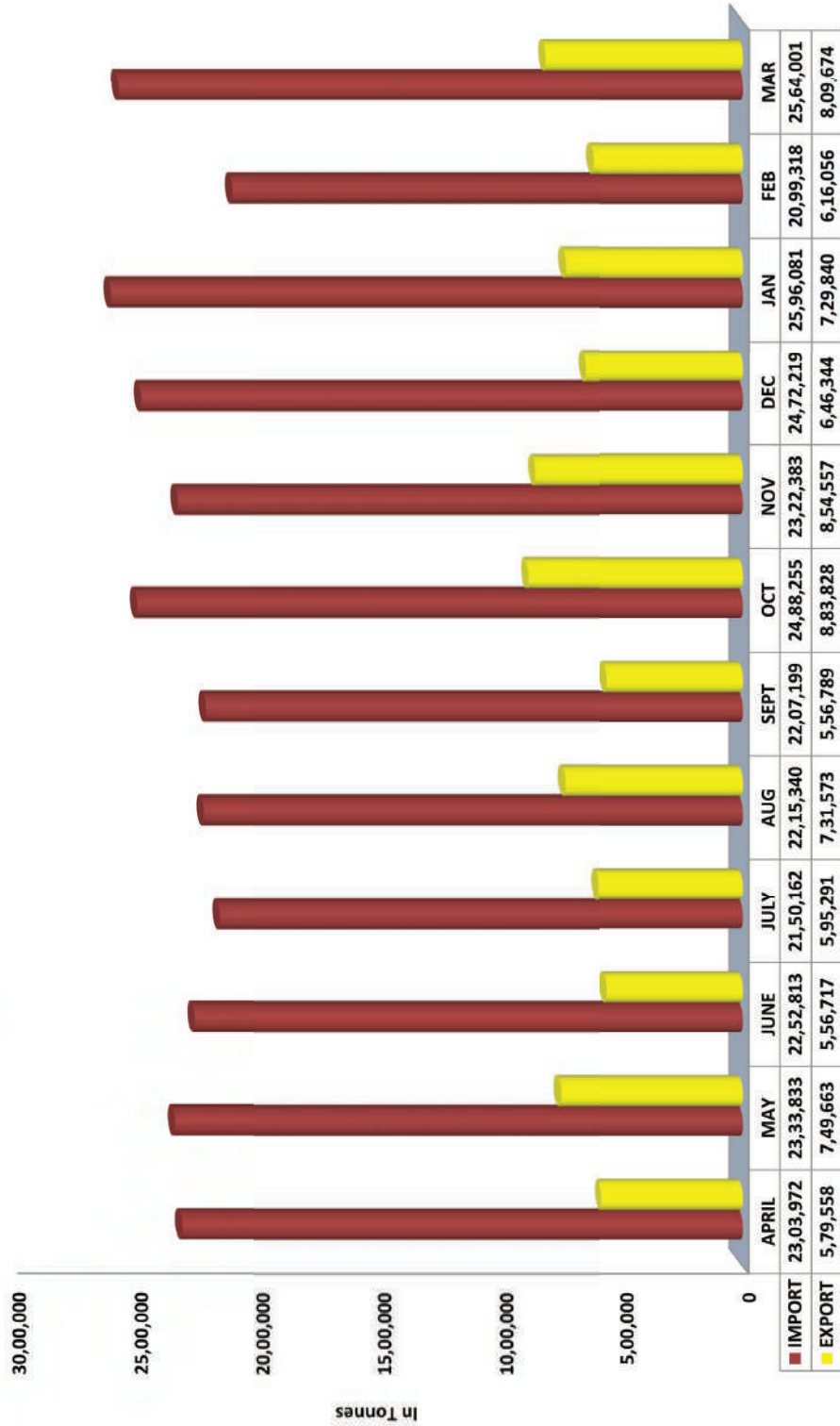


DIAGRAM No.2  
PERCENTAGE COMPOSITION OF TRAFFIC DURING 2023-24

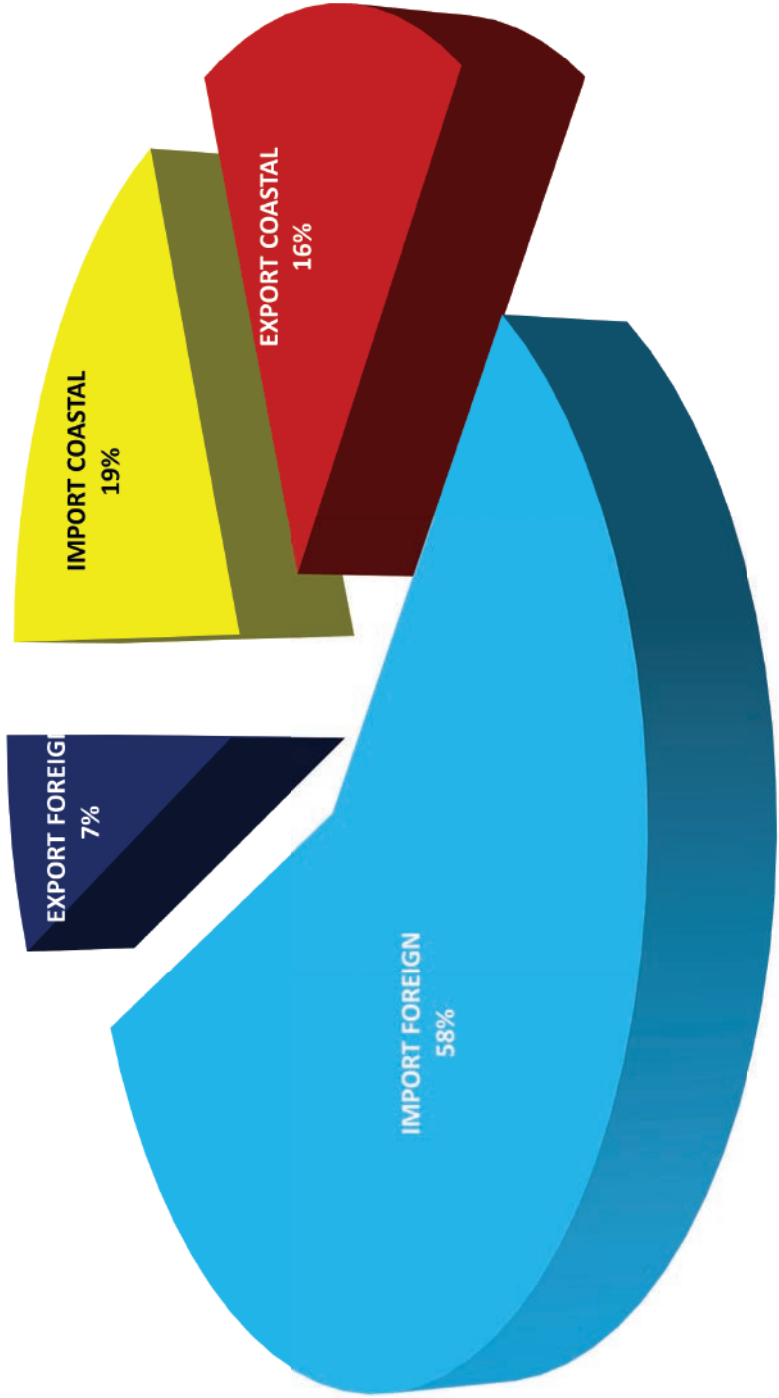


DIAGRAM NO.3  
VARIATION OF TRAFFIC 2023-24

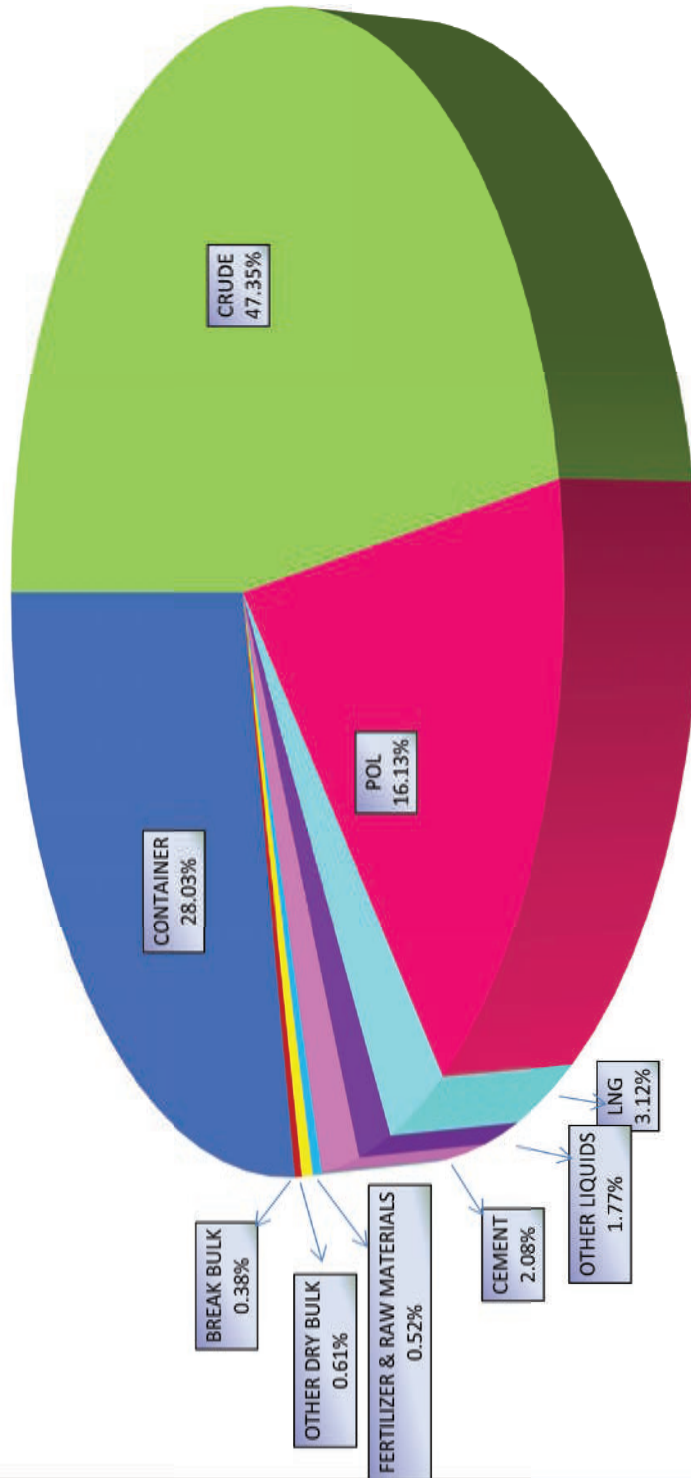
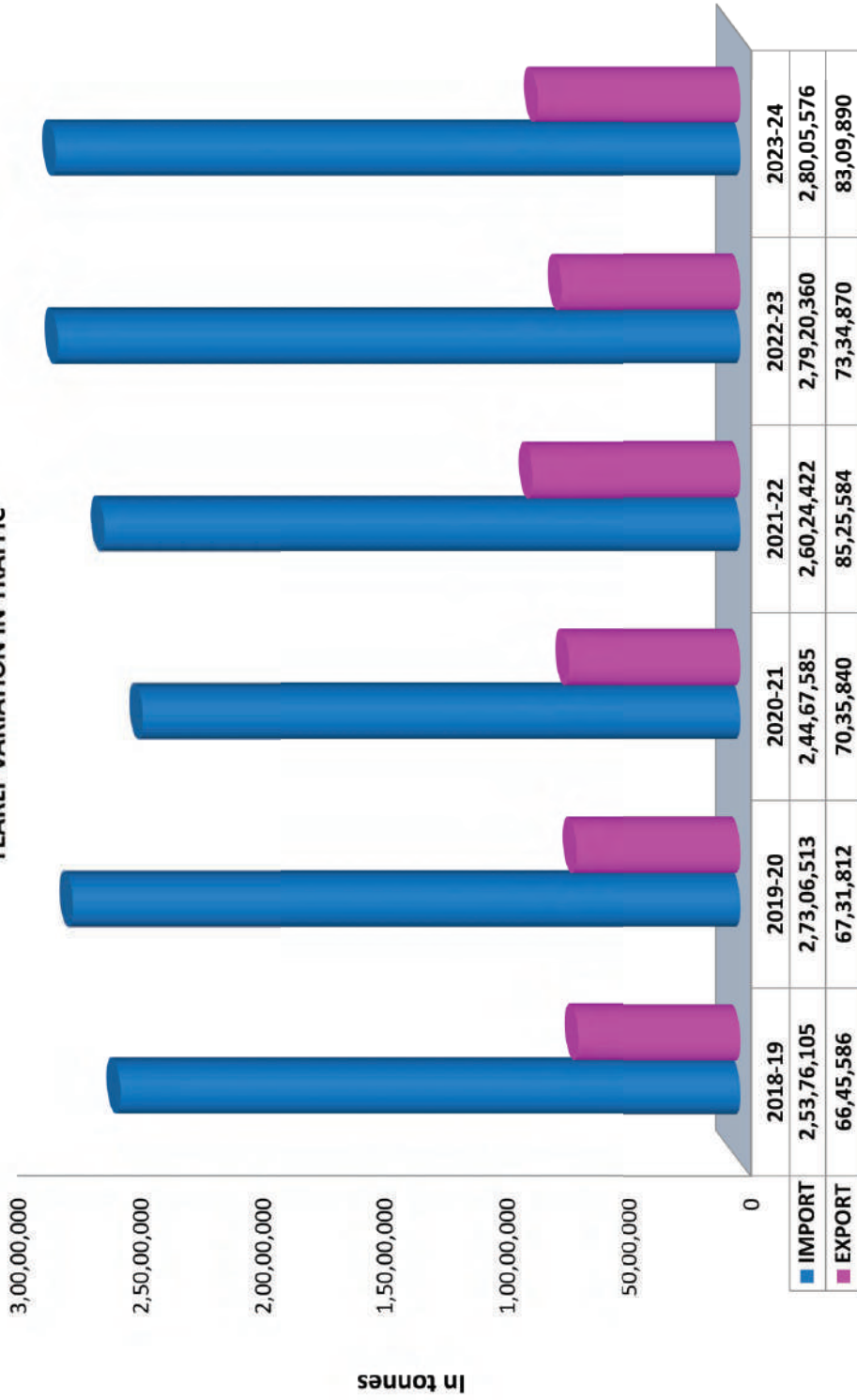


DIAGRAM No. 4  
YEARLY VARIATION IN TRAFFIC



**DIAGRAM NO.5  
DIRECTION OF TRAFFIC DURING 2023-24**

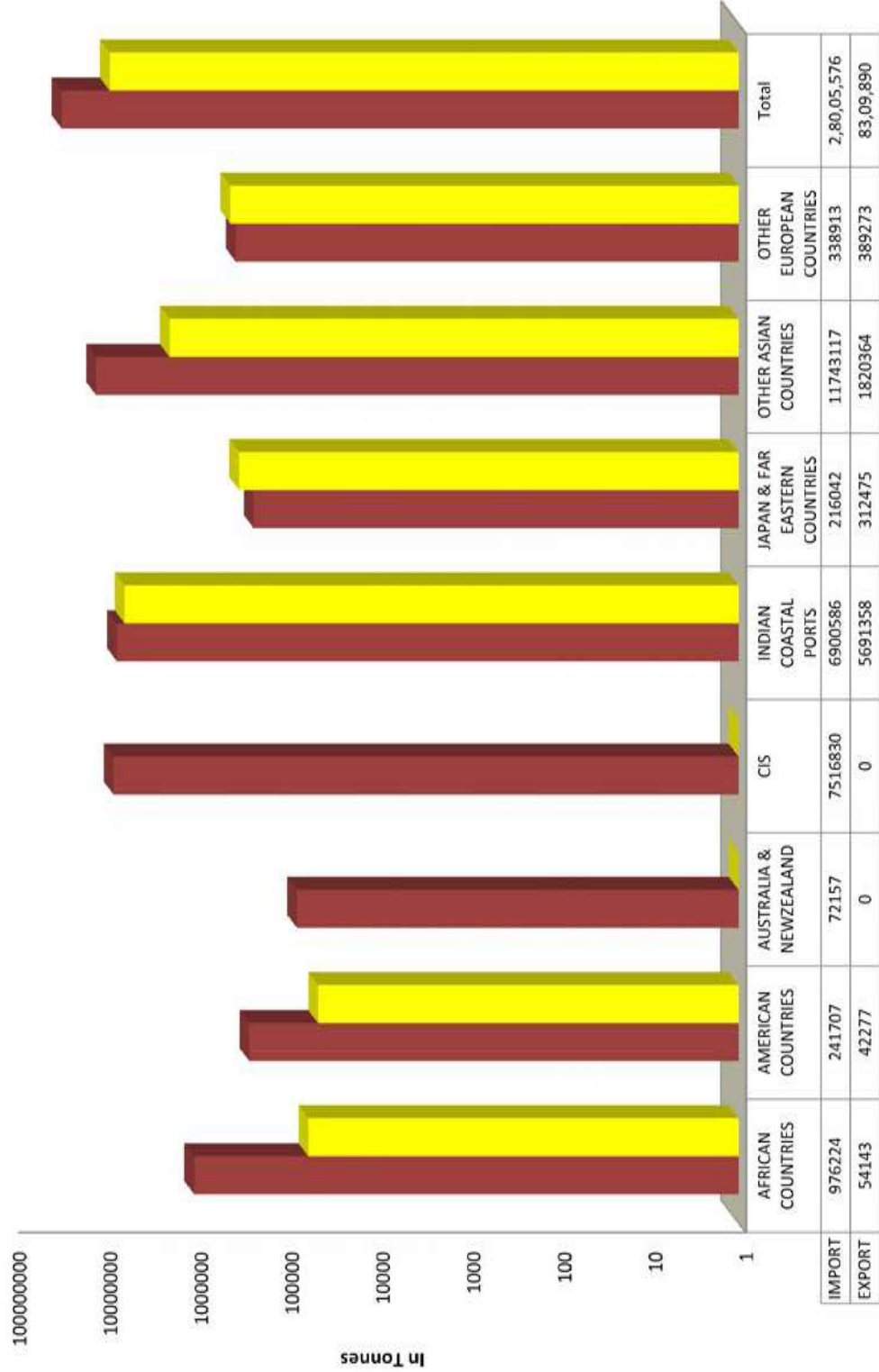
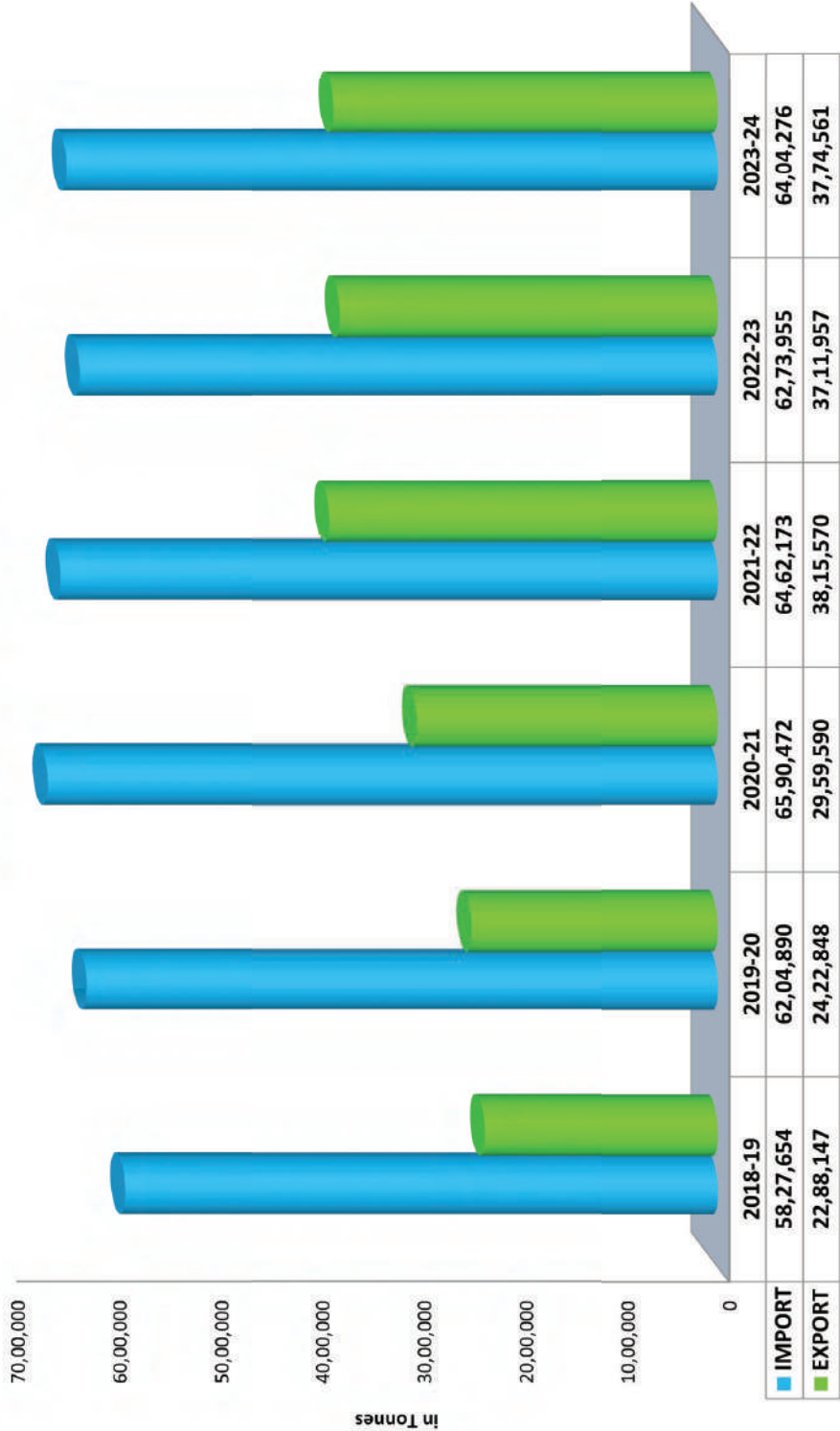


DIAGRAM No.6  
CONTAINER TRAFFIC HANDLED



## 03 SHIPPING

During the year 2023-24, 1732 vessels called at the Port as against 1559 vessels in the preceding year registering an increase of 11.09% in the shipping activity. The total GRT of vessels called at the Port showed an increase of 18.08 % during the year over that of the preceding year as may be seen from the following statements:

Year	Entered		Cleared	
	No.of Ships	GRT (in tonnes)	No.of Ships	GRT (in tonnes)
2018-19	1600	46095209	1608	46269274
2019-20	1600	47665451	1589	47093787
2020-21	1486	39281923	1475	39532933
2021-22	1519	40794635	1509	40958154
2022-23	1559	42978746	1549	42670164
2023-24	1732	50749190	1730	50675746

A category wise analysis of ships that called at the Port during the year compared with the preceding year is given below:

Type of Vessles Entered	No.of Ships		GRT (Tonnes)	
	2023-24	2022-23	2023-24	2022-23
Tankers	536	470	24576948	21279859
Colliers	0	0	0	0
Food grains	0	0	0	0
Fertilizer	0	0	0	0
Dry Bulk	55	78	993072	1265005
General Cargo	28	30	247432	409989
Containers	652	610	20664628	16933937
Cruise Vessels	42	31	2106661	1224041
Passengers & Others	419	340	2160449	1865915
<b>Total</b>	<b>1732</b>	<b>1559</b>	<b>50749190</b>	<b>42978746</b>

The number of cleared ships having GRT above and below 3000 showed an increase during the year compared to preceding year, which may be seen from the following statement:

GRT of Ships (In Tonnes)	2023-24			2022-23		
	Coastal	Foreign	Total	Coastal	Foreign	Total
Upto 2999	143	8	151	90	5	95
3000-6999	258	32	290	253	36	289
7000-14999	64	54	118	46	86	132
15000-39999	464	328	792	422	295	717
40000 & above	125	254	379	95	221	316
<b>Total</b>	<b>1054</b>	<b>676</b>	<b>1730</b>	<b>906</b>	<b>643</b>	<b>1549</b>

Average GRT of ships entered and cleared showed an increase compared with the preceding year as may be seen from the statement given below:

Average GRT of Steamers (tonnes)		
Year	Entered	Cleared
2018-19	28809	28774
2019-20	29791	29637
2020-21	26435	26802
2021-22	26856	27143
2022-23	27568	27547
2023-24	29300	29292

## 2. Seasonal pattern of shipping (cargo vessels)

Average number of cargo vessels in Port per day was 5 during the year. An analysis of the month wise average of ships in Port per day at the Wharf and in stream during the year compared with the preceding year is given below:

Month & Year	2023-24			2022-23		
	At Wharf & SPM	In Stream	Total	At Wharf & SPM	In Stream	Total
April	3.86		3.86	4.02	--	4.02
May	4.25		4.25	3.93	--	3.93
June	4.75		4.75	4.48	--	4.48
July	3.69		3.69	3.64	--	3.64
August	5.27		5.27	3.69	--	3.69
September	4.63		4.63	3.99	--	3.99
October	5.59		5.59	3.75	--	3.75
November	5.25		5.25	4.61	--	4.61
December	4.50		4.50	3.72	--	3.72
January	4.60		4.60	4.22	--	4.22
February	3.83		3.83	4.39	--	4.39
March	3.94		3.94	3.82	--	3.82
Annual Average	5.00		5.00	4.44	--	4.44

## 3. Berthing distribution of vessels

Berth No.	No. of Vessels	
	2023-24	2022-23
Q1	48	55
Q2	1	0
Q3	1	0
Q4	99	83
Q5	75	73
Q6	57	56
Q7	76	65
Q8	68	61
Q9	38	24
Q10	43	46
BTP	110	113
COT	103	86
NCB	78	63
NTB	40	58
SCB	9	0
STB	0	1
LNG	19	14
UTL	45	8
V2	310	295
V3	344	318
MULT	14	0
<b>Total -A</b>	<b>1578</b>	<b>1419</b>
B. SPM	133	119
CSL/ Dock/Others	19	11
<b>Grand Total A+B+C</b>	<b>1730</b>	<b>1549</b>

#### 4. Berth Occupancy

Average occupancy of berths / jetties during the year increased to 55.99% from 40.91% in the preceding year. A statement indicating the percentage occupancy of various alongside wharf berths and jetties during the year compared to preceding year is given below:

Berth Facility	Percentage of Occupancy		
	No. of berths	2023-24	2022-23
Q1 - Q7	7	39.00	30.38
Q8 - Q9	2	45.35	30.16
Q10 (FACT)	1	41.37	44.88
STB & NTB	2	13.49	11.31
COT	1	53.20	48.05
BTP	1	56.90	63.31
NCB & SCB	2	28.94	37.76
Vallarpadam V2 - V3	2	65.27	58.57
LNG	1	7.23	4.92
MULT	1	12.10	0.00
UTL	1	100.00	100.00
<b>Total - A</b>	<b>21</b>	<b>55.51</b>	<b>40.24</b>
B. SPM	1	65.93	54.27
<b>Grand Total (A+B)</b>	<b>22</b>	<b>55.99</b>	<b>40.91</b>

#### 5. Flagwise analysis of shipping

The Nationality wise distribution of ships, which were cleared from the Port during the year compared with the preceding year, is indicated below:

Nationality of vessels	2023-24			2022-23		
	No. of cargo ships cleared	Total traffic handled (Lakhs tonnes)	% to total traffic handled	No. of cargo ships cleared	Total traffic handled (Lakhs tonnes)	% to total traffic handled
Bahamian	5	3.26	0.90	7	1.67	0.47
Cyprus	2	0.19	0.05	19	6.34	1.80
Indian	639	149.91	41.28	588	147.16	41.74
Liberian	110	49.30	13.58	125	49.02	13.90
Malta	16	18.36	5.05	13	0.74	0.21
Panamanian	128	36.79	10.13	97	33.39	9.47
Singapore	153	26.65	7.34	126	20.03	5.68
Others	220	78.70	21.67	211	94.20	26.72
<b>Total</b>	<b>1273</b>	<b>363.15</b>	<b>100.00</b>	<b>1186</b>	<b>352.55</b>	<b>100.00</b>

During the year Indian ships handled 41.28 % of the total traffic at the Port. Details of flag wise analysis of traffic handled are given in Statement No.7 in the Statistical Appendices.

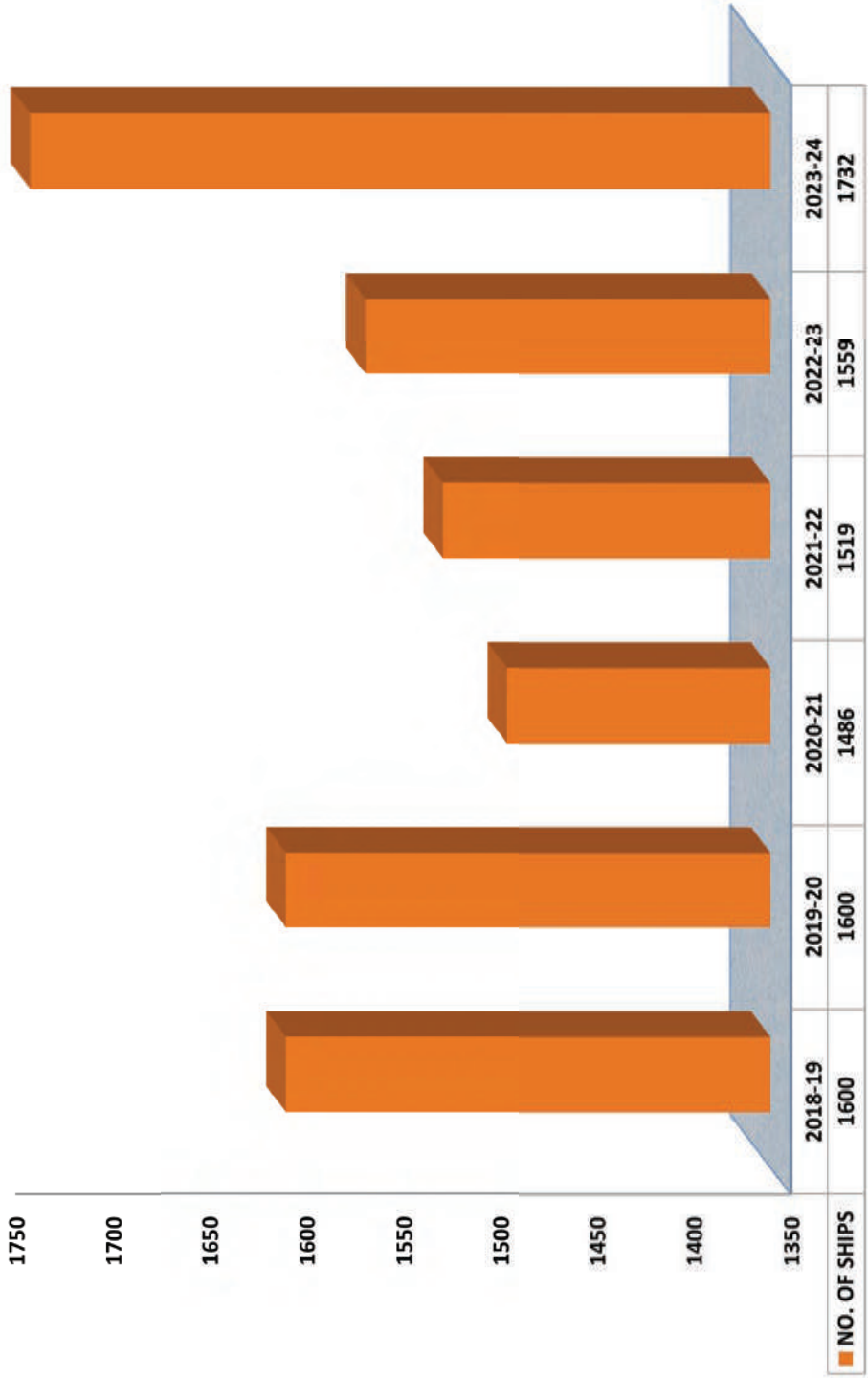
#### 6. Pilotage

During the year 2023-24, 4232 movements of ships involving 7228 hours were attended to as against 4145 movements involving 6942 hours in the preceding year 2022-23. The average time involved per movement was 1.71 hours during the year as against 1.67 hours in the preceding year.

#### 7. Passenger traffic

Total number of passengers arrived at and sailed from Cochin Port during the year was 123127 and 110266 respectively as against 91658 and 84427 in the preceding year. Details of passenger traffic are given in Statement No.32 of the Statistical Appendices.

**DIAGRAM NO.7  
NUMBER OF SHIPS ENTERED**



**DIAGRAM NO.8  
NRT OF VESSELS ENTERED**


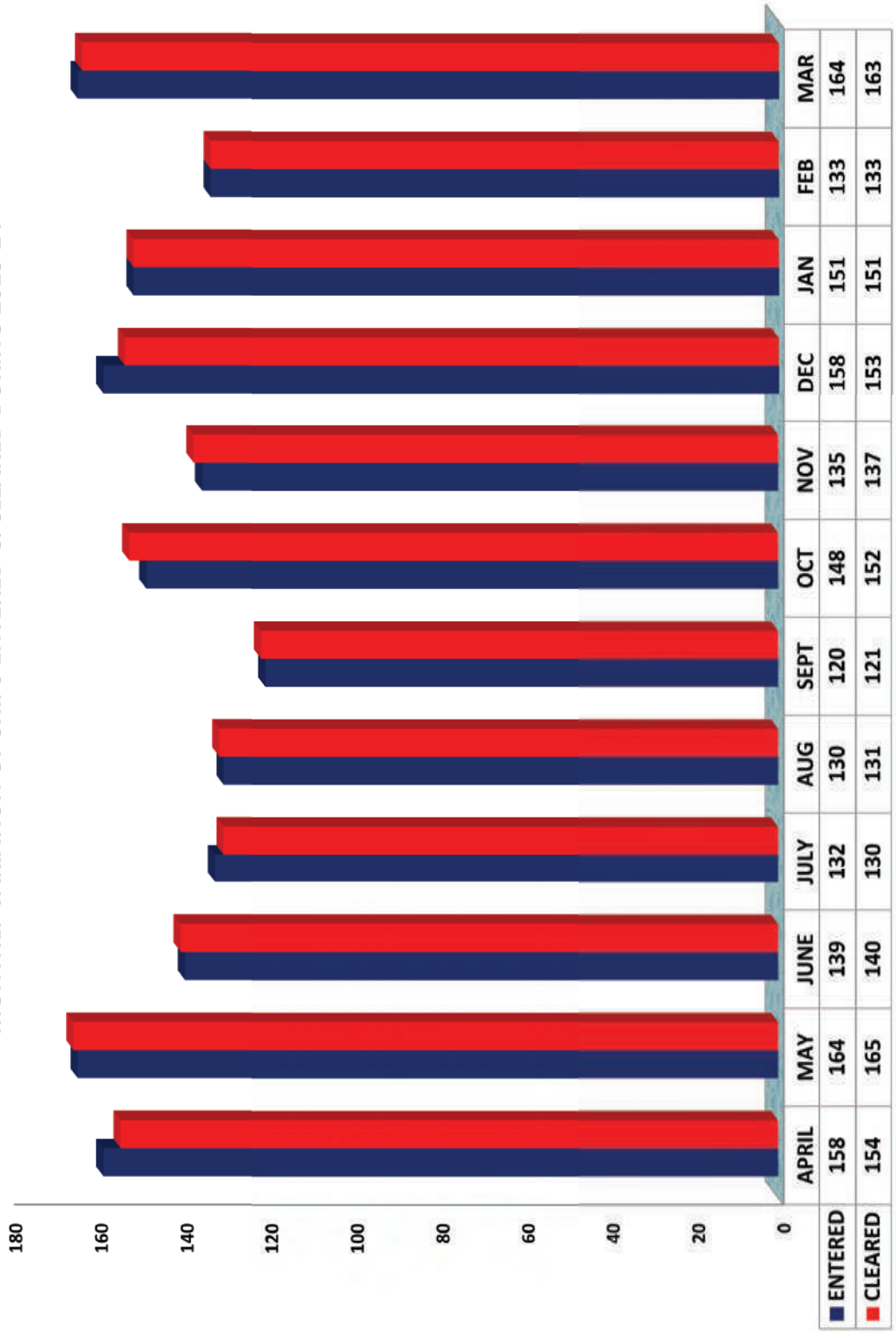


DIAGRAM NO.9  
MONTHLY VARIATION OF SHIPS ENTERED & CLEARED DURING 2023-24



## 04 PORT OPERATIONS

During the year 2023-24, 52.65% of the traffic was handled at Wharf and 47.35% of the traffic was handled at SPM. A statement showing the tonnage handled during the year compared with the preceding year is given below.

(In Lakhs Tonnes)

Year	At Wharf			At SPM/ STS			Grand Total
	Import	Export	Total	Import	Export	Total	
2023-24	108.10	83.10	191.20	171.95	0.00	171.95	363.15
	29.77%	22.88%	52.65%	47.35%	0%	47.35%	100%
2022-23	116.19	73.35	189.53	163.02	0.00	163.02	352.55
	32.96%	20.81%	<b>53.76%</b>	46.24%	0%	<b>46.24%</b>	100%

### 2. Utilization of Cargo handling equipment

The utilization of cargo handling equipments for the year 2023-24 is given in Statement No.27 of Statistical Appendices.

### 3. Operational Efficiency Performance Indicators

The performance indicators for the year 2023-24 are given in Statement No.17 & 18 of the Statistical Appendices. Analyses of important indicators are given in the following paragraphs.

#### a) Pre-berthing waiting time

During the year 2023-24 the overall pre-berthing waiting time at outer roads per ship having cargo work increased to 6.73 hrs. as against 6.04 hrs. in the preceding year. A detailed analysis showing causes of detention of various categories of ships is given below.

Percentage causes for detention of ships at outer roads							
Type of Ships	Ships/ Agents option	Berth not available	Tidal/ Draft constraints	Weather constraints	Lack of night navigation	Others	Total
Break Bulk	0.83	0.00	0.00	0.00	0.00	0.00	0.83
Containers	35.18	0.00	0.00	0.00	0.00	0.00	35.18
Dry Bulk (M)	5.75	0.00	0.00	0.00	0.00	0.00	5.75
Dry Bulk (C)	1.14	0.00	0.00	0.00	0.00	0.00	1.14
Liquid Bulk	57.10	0.00	0.00	0.00	0.00	0.00	57.10
<b>Total for 2023-24</b>	<b>100.00</b>	<b>0.00</b>	<b>0.00</b>	<b>0.00</b>	<b>0.00</b>	<b>0.00</b>	<b>100.00</b>
<b>Total for 2022-23</b>	<b>97.33</b>	<b>0.00</b>	<b>0.00</b>	<b>0.00</b>	<b>0.00</b>	<b>2.67</b>	<b>100.00</b>

## b) Turnaround Time

Average turnaround time of ships having cargo work improved to 33.40 hrs. during the year from 33.41 hrs. in the preceding year. Category wise details of turnaround time of ships are furnished in Statement No.18 in the Statistical Appendices. A cause wise analysis of stay of ships at the berth during the year is given in the following statement.

Percentage of various causal factors to total time lost	Break Bulk	Container	Dry Bulk	Liquid Bulk	Total
% of the time worked to stay at berth	96.27	91.40	89.94	81.71	92.45
% of time lost to Total stay at berth	3.73	8.60	10.06	18.29	7.55
Power Failure	0.00	0.00	0.00	0.00	0.00
Hatch opening/ Commencement of operations	0.00	0.00	8.56	3.12	3.32
Ships Account/ Agents option	21.87	0.68	10.94	3.19	4.43
Departure formalities	19.83	0.06	43.51	34.81	29.99
Strike/ Stoppage of work	0.00	0.00	0.00	0.00	0.00
Weather constraints	12.43	0.00	12.12	0.00	1.75
Equipment breakdown/ non-availability	0.00	0.00	0.00	0.00	0.00
Other reasons	7.02	0.07	14.46	3.44	4.15

## c) Other salient features

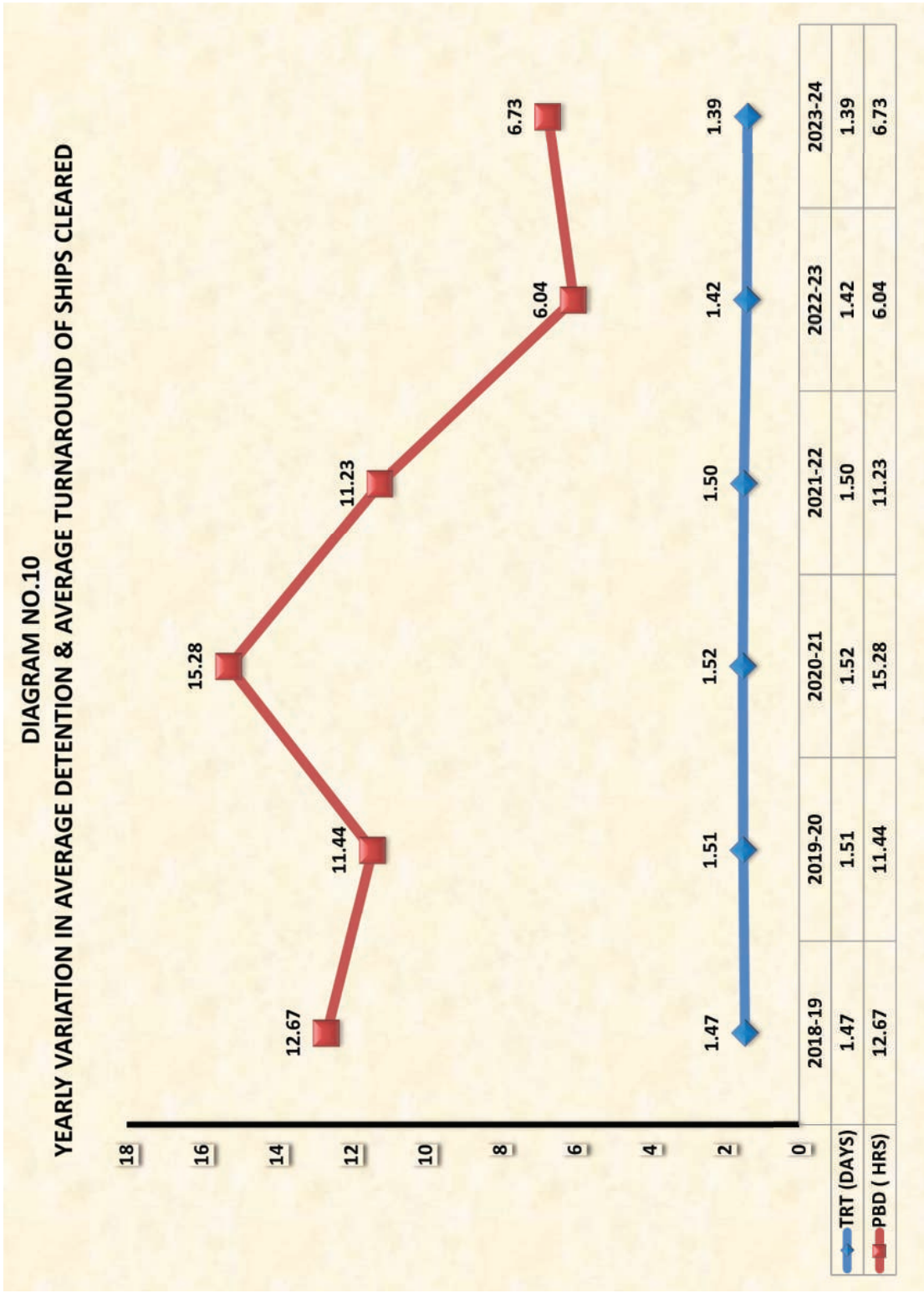
Average service time for handling 1000 tons of cargo increased to 1.08 hours during 2023-24 compared to previous year. Average output of shore per gang shift increased to 522 tons during the year from 509 tons in the preceding year. The following table gives some of the important indicators in respect of shipping and traffic.

Sl.No	Indicators	2023-24	2022-23
1	Average service time per ship (total time in berth days)	1.11	1.16
2	Average service time per 1000 tonnes of cargo (in hours)	1.08	0.98
3	Average output of shore labour per gang shift (in tonnes)	522	509

The details of average productivity for effective hook hours are given below:

(In Tonnes)

Sl. No.	Commodity	Average productivity per effective hook hours 2023-24
<b>1</b>	<b>Break Bulk</b>	
a)	DEFENCE CARGO	2
b)	METALS & METAL PRODUCTS	78
c)	ALUMINA IN JUMBO BAGS	36
d)	IMO CARGO	42
e)	BREAK BULK OTHERS	3
<b>2</b>	<b>Dry Bulk</b>	
a)	CLINKER IN BULK	82
b)	ILMENITE SAND	76
c)	SALT IN BULK	127



#### 4. Handling Rate

Average output per ship berthday increased to 25963 tons during the year from 24517 Tons in the preceding year. Category wise output rates are furnished in the Statement No.22 in the Statistical Appendix.

#### 5. Utilization of Storage facilities

The average utilization of storage area during the year was 100%. A statement showing the details of various storage facilities available and utilized during the year compared to preceding year is given below:

Sl. No	Wharf	No. in Commission		Available (in M <sup>2</sup> )		Utilized (in M <sup>2</sup> )	
		2023-24	2022-23	2023-24	2022-23	2023-24	2022-23
<b>1</b>	<b>Mattancherry</b>						
a)	Ware Houses	4	4	12075	12075	12075	12075
b)	Overflow Sheds	3	3	6393	6393	6393	6393
c)	Transit Sheds	3	3	13110	13110	13110	13110
	<b>Total</b>	<b>10</b>	<b>10</b>	<b>31578</b>	<b>31578</b>	<b>31578</b>	<b>31578</b>
<b>2</b>	<b>Ernakulam</b>						
a)	Ware Houses	1	1	2680	2680	2680	2680
b)	Overflow Sheds	1	1	1580	1580	1580	1580
c)	Transit Sheds	1	1	3831	3831	3831	3831
	<b>Total</b>	<b>3</b>	<b>3</b>	<b>8091</b>	<b>8091</b>	<b>8091</b>	<b>8091</b>
<b>3</b>	<b>Container Freight Station</b>						
	Warehouses	1	1	10000	10000	10000	10000
	<b>Grand Total</b>	<b>14</b>	<b>14</b>	<b>48476</b>	<b>48476</b>	<b>48476</b>	<b>48476</b>

#### 6) COCHIN - THE LEADING CRUISE DESTINATION IN INDIA

Cochin Port has developed International Cruise terminal "SAGARIKA" at Ernakulam wharf and a modern world class fully air-conditioned CRUISE PASSENGER FACILITATION CENTRE - "SAMUDRIKA", where all statutory clearances like Customs and Immigration for cruise passengers are given under single roof. Cochin Port also has a dedicated Cruise-cell available round the clock to service the exact requirements of the cruise vessels.



## 05 FINANCIAL POSITION

### 1. Profit & Loss Account

The Profit & Loss Account for 2023-24 closed with a net profit of Rs. 18.85 Crores.

### 2. Operating Income

The Operating Income increased by 20.04% to Rs.91,662 lakhs during 2023-24 from Rs. 76,357 lakhs during 2022-23. The activity wise details are given below:-

Rs. In lakhs

Sl. No	Operating Income	2023-24	2022-23	Percentage Increase(+) Decrease(-)
1	Cargo handling and storage charges	33,451	27,466	21.79%
2	Port and Dock charges	45,017	36,973	21.75%
3	Estate Rentals	13,194	11,918	10.71%
	<b>Total</b>	<b>91,662</b>	<b>76,357</b>	<b>20.04%</b>

### 3. Operating Expenditure

Operating Expenditure decreased by 2.26% to Rs.41,582 lakhs during 2023-24 from Rs. 42,544 lakhs in 2022-23. Activity wise details are given below:-

Rs. In lakhs

Sl. No	Operating Expenditure	2023-24	2022-23	Percentage Increase(+) Decrease(-)
1	Cargo handling and storage charges	4,795	4,955	(-)3.24%
2	Port and Dock facilities for shipping	22,009	23,853	(-)7.73%
3	Railway workings	-	-	-
4	Rentable land and building	2,357	2,157	9.27%
5	Management & General Administration	12,421	11,579	7.27%
	<b>Total</b>	<b>41,582</b>	<b>42,544</b>	<b>(-)2.26%</b>

### 4. Finance and Miscellaneous Income and Expenditure.

Rs. In lakhs

Sl. No.	Particulars	2023-24	2022-23	Percentage Increase(+) Decrease(-)
1	Finance & Miscellaneous Income	4,781	6,367	(-)24.91%
2	Finance & Miscellaneous Exp.	52,976	39,596	33.79%

## 5. Capital Debts

Total Capital Debts including interest as on 31st March 2024 stands as Rs. 44,682.33 lakhs.

## 6. Capital at charge

The value of Capital Assets (including Capital W.I.P) of the Port increased to Rs.72,081 lakhs as on 31st March, 2024 from Rs.71,812 lakhs as on 31st March 2023 as detailed below:-

Rs. In lakhs

Sl. No.	Particulars	As on 31.03.2023	During the year		As on 31.03.2024
			Addition	Deletion	
1	Land	5,149	-	-	5,149
2	Capital Dredging	8,440	-	-	8,440
3	Building, Sheds & Other structures	7,726	157	41	7,842
4	Wharves, Roads & Boundaries	2,2101	106	-	22,207
5	Floating Crafts	13,069	-	-	13,069
6	Docks, Seawall, Piers & Navigational Aids	2,169	-	-	2,169
7	Cranes & Vehicles	1,516	-	10	1,506
8	Plant & Machinery	3,923	161	-	4,084
9	Installations for Electricity Water, Telecommunications & Fire fighting	7,065	-	-	7,065
10	Oil pipeline installations	383	-	-	383
11	Miscellaneous	100	-	-	100
<b>Total</b>		<b>71,641</b>	<b>424</b>	<b>51</b>	<b>72,014</b>
	Capital Work in-Progress	171	65	169	67
<b>GRAND TOTAL</b>		<b>71,812</b>	<b>489</b>	<b>220</b>	<b>72,081</b>

During 2023-24 Rs.1,675 lakhs was provided towards depreciation as against Rs. 1,751 lakhs during the year 2022-23.

## 7. Reserve Fund

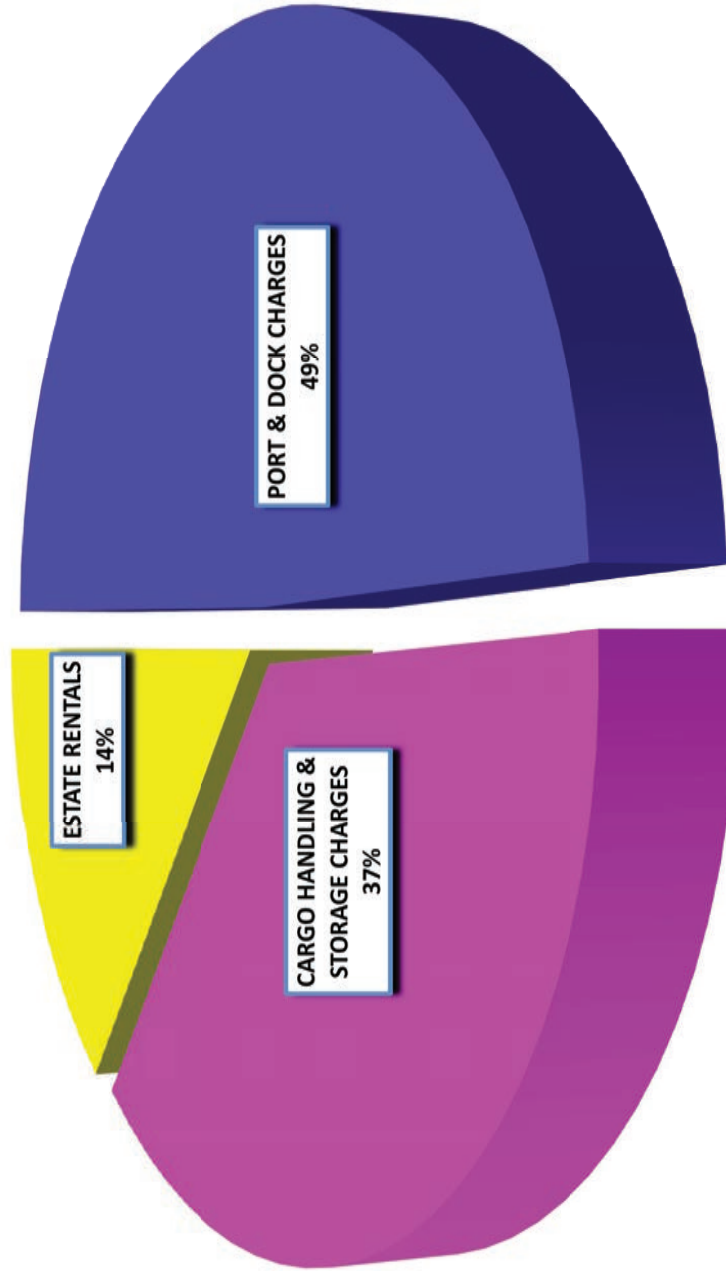
Balance position of various Reserve Funds as on 31.03.2024 and 31.03.2023 is given below:-

Rs. In lakhs

Sl. No.	Name of Fund	Balance as on	
		31.03.2024	31.03.2023
1	Capital Reserves	8,781	8,484
2	Reserve for Replacement, Rehabilitation & Modernization of Capital Assets	1,556	984
3	Reserve for Development, Repayment of Loan & Contingencies	1,261	689
4	Profit & Loss Account (Accumulated Loss)	46,310	47,050
5	Provision for Depreciation	37,447	35,810
6	Employees Welfare Fund	26	23
7	Family Security Fund	1	0.03
8	HBA Family Benefit Fund	45	42

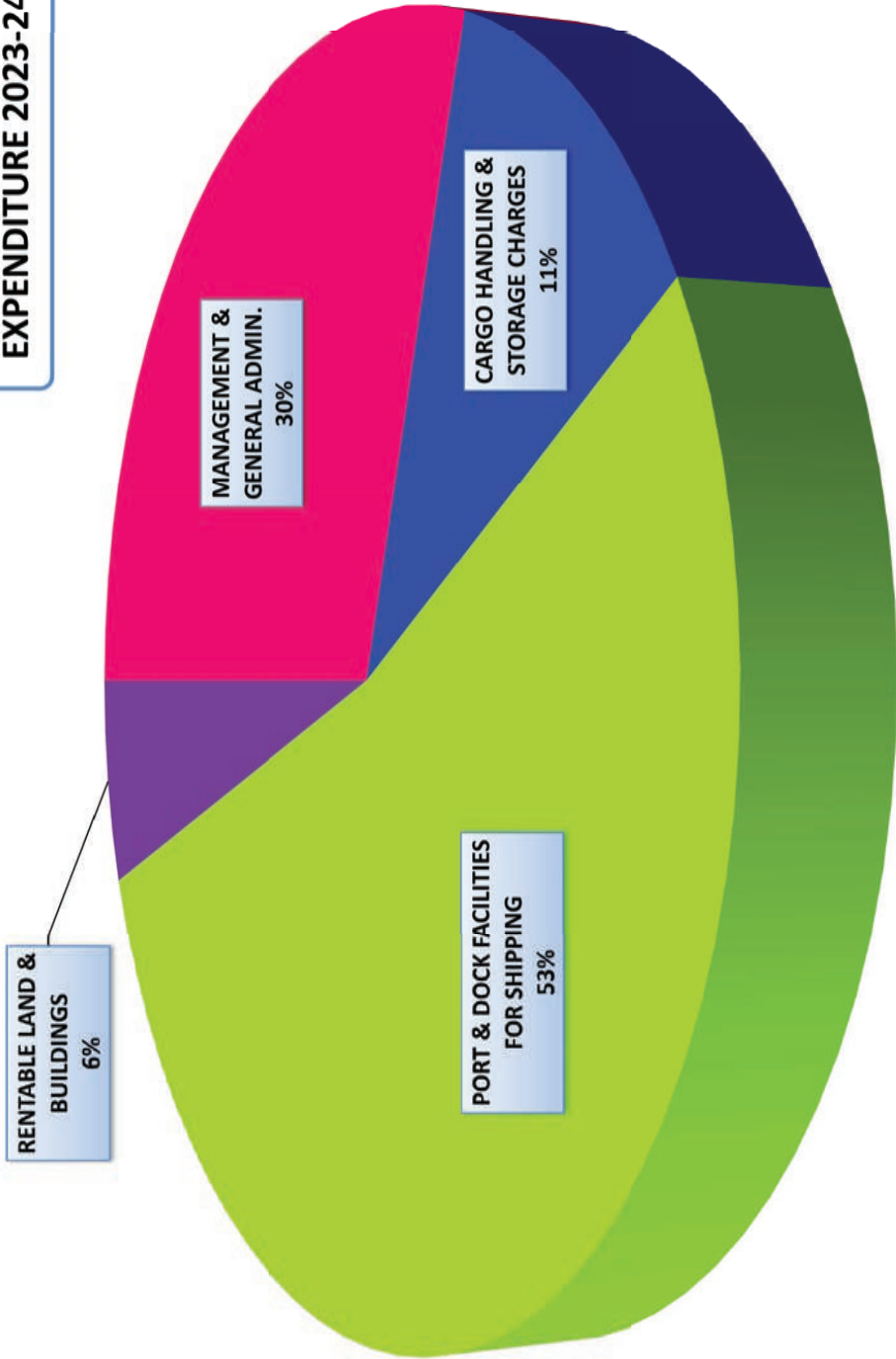
DIAGRAM NO.11  
DISTRIBUTION OF REVENUE ACCOUNTS

INCOME 2023-24

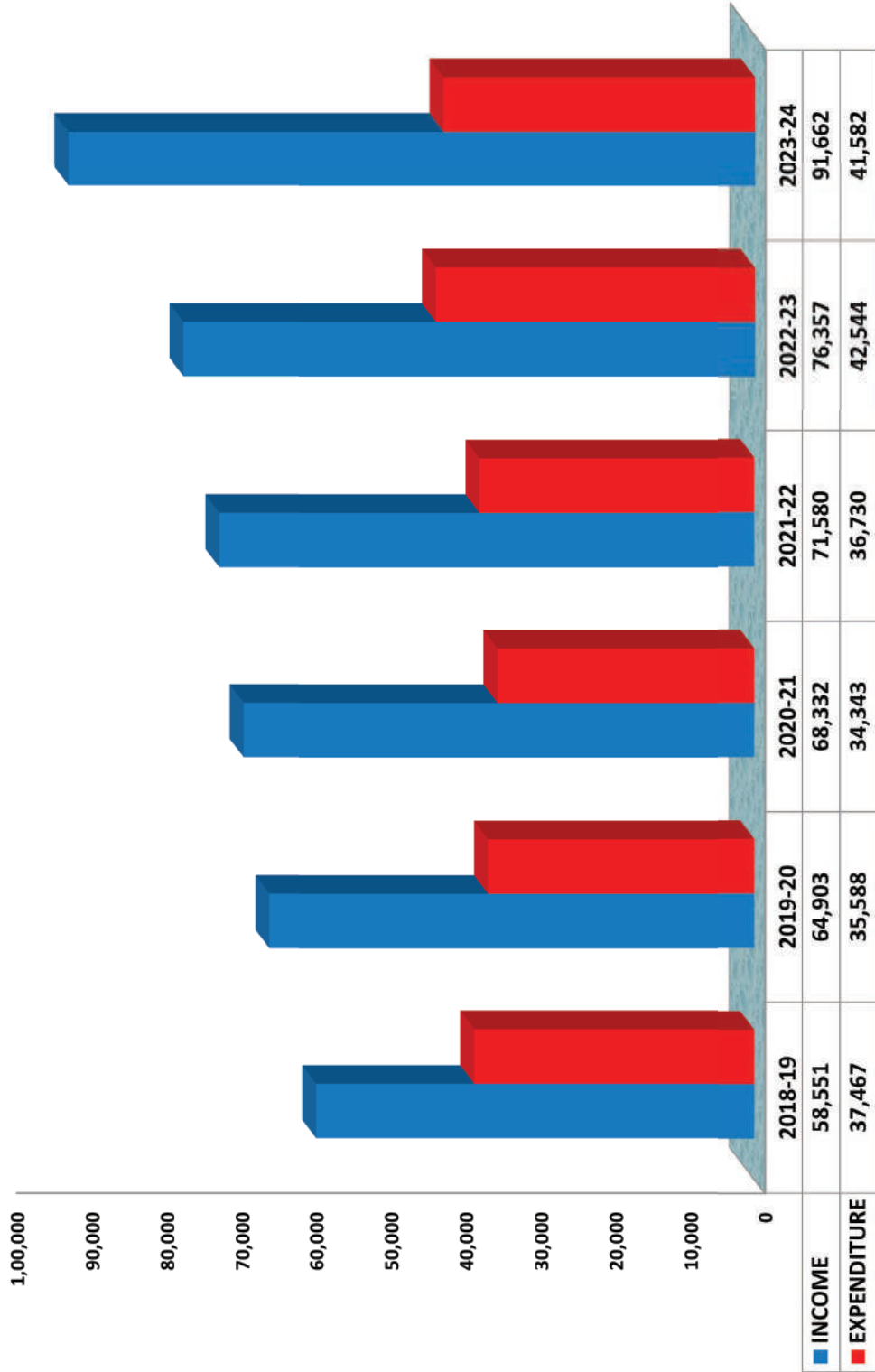


**EXPENDITURE 2023-24**

**DIAGRAM NO. 12  
DISTRIBUTION OF ACCOUNTS**



**DIAGRAM NO. 13**  
**YEARLY VARIATION IN OPERATING INCOME & EXPENDITURE( Rs. in Lakhs)**



## 8. Working Results at a glance

The results of the financial working of the Port during the year compared to previous year are indicated below:-

Rs. in laks

Sl. No.	Financial Factors	2023-24	2022-23
1	Gross Income	96443	82723
2	Gross Expenditure	94558	82140
3	Net Surplus	1885	583
4	Capital at charge at the beginning of the year	71811	71,230
5	Capital at charge at the end of the year	72081	71811
6	Mean capital at charge	71946	71,521
7	Capital employed	4648	4178
8	Return on capital employed (%)	40.55	13.95
9	Net worth	(-)32,061	(-)33,573
10	Percentage of net surplus to mean capital at charge (%)	2.62	0.82
11	Operating ratio (%)	45.36	55.72



## 06 ENGINEERING

### I. CAPITAL WORKS

The approved Annual Outlay for the year 2023-24 was Rs.1345 lakh against this actual expenditure during the year amounted to Rs.1402 lakhs as shown below:-

(Rs. in lakhs)

Scheme	Outlay for 2023-24	Expenditure during 2023-24	Percentage
GBS	0	0	0
IEBR	1345	1402	104.24
<b>Total</b>	<b>1345</b>	<b>1402</b>	<b>104.24</b>

Brief description of the works taken up during the Year 2023-24:

#### 1. Construction of a Jetty & Associated Facilities for Handling Ro-Ro Ships at Cochin Port.

The project has been taken up for handling mainly Propylene, at an estimated cost of Rs.11.06 crores. The project is being implemented under Sagarmala programme with 100% financial assistance from MoPS&W.

The Hon'ble Prime Minister of India had laid the foundation stone for this project on 30-04-2022.

Letter of Award for Construction of a jetty & associated facilities for handling Ro-Ro Ships at Cochin Port was issued to M/s.KVJ Builders & Developers Pvt. Ltd., Kochi, for (Rs.10,56,31,911.42 plus GST) on 16-08-2022. Works commenced on 31-08-2022.

Physical progress achieved till 31-03-2024 is 72% and the project is expected to be completed by June 2024.

#### 2. Environment Monitoring works in CoPA:

##### (i) Ambient Air Quality and Noise level.

The work of "Monitoring of Ambient Air Quality and Noise Level at Cochin Port area for a period of Three Years (Two years extendable)" has been awarded to M/s. Chennai Testing Laboratories (P) Ltd, Chennai, on 12-01-2022 for an amount of Rs.7.39 lakhs (for 3 years). The work is in progress.

##### (ii) Water and Sediment quality parameters in the backwaters.

The work of "Environmental Monitoring of Water and Sediment Quality parameters in the back waters of Cochin Port for a period of 5 years from February 2022" has been awarded to M/s. Nitya Laboratories, Haryana for an amount of Rs.24,95,700/-. The work is in progress.

### II. PRIVATE SECTOR/JOINT VENTURE SCHEMES UNDER IMPLEMENTATION

#### 1. Development of an International Ship Repair facility at Willingdon Island.

The Project of Development and Operation of International Ship Repair Facility (ISRF) at Willingdon Island through Private Sector Participation was awarded to M/s. Cochin Shipyard Limited on 19-09-2012. The proposed facilities consists of a Ship lift System with 3 transfer Tracks & 3 parking bays for simultaneous docking of 6 vessels of LOA 130 meters. Beam 25 meters and Maximum Light Weight in the Dry Dock Position 6000T (upto 25,000 DWT). The anticipated project cost to be invested by M/s. CSL is approximately Rs.970crores. As per the contract, total lease period is 30 years.

Port had handed over 16.25 Ha of land area and 15 Ha. of Water area on lease basis to M/s. CSL for development of ISRF including Ports Workshop and Dry-dock. The project started on 09-01-2018.

Hon'ble Prime Minister inaugurated the facility on 17.01.2024.

### III. DEPOSIT WORKS

#### 1) Re-construction of North Jetty for Indian Navy at Naval Base, Kochi.

Indian Navy had entrusted with Cochin Port Authority the project of 'Re-construction of North Jetty after demolition of existing jetty at NSRY (Kochi), Naval Base, Kochi' with an estimated cost Rs.596.43 crores (inclusive of 12% GST) as Deposit Work.

MoU was executed between CoPA and Indian Navy for the project on 22-02-2019. Indian Navy has released a total amount of Rs.486.50 crores as on 31-03-2024 to Cochin Port for this project. As per the MoU, the timelines for completion of the project is 48 months from the date of issue of the first work order by CoPA for construction works.

The Project Management Consultancy is entrusted with M/s.AECOM, Haryana for an amount of Rs.1.59 crores and the PMC services is in progress.

The work of "Re-Construction of North Jetty at Naval Base, Kochi, on EPC Contract Basis" (Est. Cost - Rs.461.60 crores) was awarded to M/s. Afcons Infrastructure Ltd, Mumbai, for Rs.399.51 crores on 22-10-2020 with contract period of 48 months. The work is in progress and physical progress achieved is about 70%. The contract period has been extended upto 11-01-2025 due to COVID pandemic etc.

Cochin Port is expected to earn about Rs.35 crores as Departmental charges, from this project, which is 7% of the value of the executed works.

#### 2) Construction of International and Domestic Cruise Terminal and other Allied Facilities at Mormugao Port Authority, Goa, through Engineering, Procurement and Construction (EPC) Contract.

Cochin Port has been engaged by Mormugao Port as Project Management Consultant (PMC) for the execution of Development of International and Domestic Cruise Terminal, Ro-Pax, Ferry and other allied activities at Mormugao Port.

The work has been awarded to M/s. RCC-ACC(JV), Haryana for Rs.74.11 crores on 15-03-2022 with contract period of 18 months. The work is in progress and physical progress achieved as on 31-03-2024 is 59%. The contract period has been extended upto 30-09-2024

Cochin Port is expected to earn about Rs.4 crores as Departmental charges, from this project.

#### 3) Maintenance Dredging in front of LNG basin.

Cochin Port has taken up the dredging work at the LNG basin for the year 2023-24 on Deposit Work terms for M/s.Petronet LNG Ltd.(PLL) along with the Maintenance dredging contract at a cost of Rs.8.07crores, PMS charges @10% of the cost of work done which is about Rs.0.807crores, is being paid by PLL.

#### 4) Capital Dredging for MULT jetty basin at Puthuvypeen in Cochin Port.

The work of Capital Dredging at MULT basin have been awarded to M/s. Rock & Reef Dredging Pvt. Ltd, Navi Mumbai for Rs.65.63 crores on 02-02-2022.

The dredging work commenced on 18-03-2022 and was scheduled to be completed by 03-09-2022 which was extended upto 15-04-2023 and completed as on that date, at a completion cost of Rs.62.22 crores.

Cochin Port has earned an amount of Rs.1.96 crores as Departmental charges, from this project.

#### 5) Port Infrastructure Development Projects and Allied Facilities in Various Islands of Lakshadweep.

MoU dated 22-02-2023 has been entered between The Union Territory of Lakshadweep Administration (UTLA), Cochin Port Authority (CoPA), Cochin Shipyard Ltd and The Lakshadweep Development Corporation Limited for Port Infrastructure Development Projects and Shipping Operations and Maintenance of UTLA Vessels.

Accordingly, CoPA initiated preparation of master plans for each island for port and shipping operations, including taking up port led development projects under Sagarmala scheme. For this purpose, CoPA have engaged the Consultants, L&T Infrastructure Engineering Ltd., Chennai now renamed as M/s. Assystem India Limited, Chennai for Consultancy Services for Providing Port led development works and allied facilities with specific emphasis on development of multi modal jetties in eastern or western side of six islands viz. Androth, Kavaratti, Agatti, Kadmat, Kalpeni and Minicoy in Lakshadweep and assignment is in progress.

MoPS&W (ALHW Section) have accorded concurrence for Development of port facilities at Androth island and in principle approvals for western and eastern side of Kadmath and Kalpeni islands. Accordingly, works for conducting Bathymetry Survey, Mathematical Model Study, appointing Consultancy Services for obtaining

Environmental and CRZ clearances and conducting Geotechnical investigation have been taken up. The work of conducting Bathymetry Survey have been completed and other works are in progress.

Cochin Port will earn 7% of the project cost as Departmental charges, from all projects executed in Lakshadweep Islands.

#### 6) Development of Water Aerodromes at various locations in Lakshadweep Islands.

Ministry of Civil Aviation (MoCA) had identified three locations in Lakshadweep i.e. Minicoy, Agatti, and Kavaratti Islands for development of Water Aerodromes under UDAN - Regional Connectivity Scheme (RCS) and sanctioned an amount of Rs.20crores for each location and has entrusted CoPA to take up the work based on the MoU dated 22-02-2023 entered between The Union Territory of Lakshadweep Administration (UTLA) and Cochin Port Authority (CoPA).

Accordingly, the Assignment of "Providing Consultancy Services for Preparation of Detailed Project Report, Conducting EIA Study, Providing Project Management Consultancy including Statutory Clearances and O & M Consultancy for the proposed Water Aerodromes at Minicoy, Agatti, and Kavaratti Islands of Lakshadweep" have been awarded to M/s. Feedback Highways OMT Pvt. Ltd., Gurugram for Rs.524.25 lakh and the work is in progress.

Cochin Port will earn 7% of the project cost as Departmental charges.

#### IV. WATER PROCURED DURING THE YEAR

The quantity of water procured from Kerala Water Authority was around 867.53 Million litres during the year 2023-24 and value of the water procured is Rs.4.41 crores. The water has been distributed to Port users including selling water in the tune of Rs.1.21 crores.

#### V. DREDGING

The Dredger GHD Nehru Shatabdi has been attending to dredging in various areas of the Port. The vessel worked for 229 days during the year and removed a total quantity of 4.49 lakh cu. meters of silt. Details of working of the Port's dredgers are given in Statement No.30 in the Appendices.

During the year 2023-24, Maintenance Dredging in the Port channels (including LNG basin) was carried out by M/s. Dredging Corporation of India. The total bulk volume of spoil removed during this year was 245.35 Lakh cubic metres (@ a density of 1.30T/cum.).

#### VI. STORES

The stock position as on 31-03-2024 is given below:-

(Rs. in Lakhs)

Sl. No.	ITEM	2023-24	2022-23
1	Stock at the beginning of the year	71	73
2	Stock at the end of the year	61	71

#### VII. COCHIN FISHERIES HARBOUR

The Harbor Administration had registered an operational income of Rs.3,31,11,678/- (including interest on FD's) against an expenditure of Rs3,48,03,888/-. Boat calls at CFH during the year included 1103 Purse-seine Net boats, 1530 Gill Net boats, 2167 Trawl Net boats and 181 Vallams.

#### VIII. ELECTRICITY

- Implementation of Solar power plant** - (i). As per KSERC's directions Personal Hearing has been attended on 18/07/2024 and an Affidavit has been filed for the QCBS Formula and Compensation Clause if the Bidder is not achieving the required CUF of 21 to 28%. On receipt of KSERC approval, the Tender will be floated for Grid connected Floating solar with capacity of 1.5 MWp. (ii) 350 KWp Roof top solar-A Petition will be filed before KSERC for the approval of award of contract at a SECI determined Tariff of Rs 3.95 per KWH. On receipt of KSERC approval, the contract will be awarded and PPA will be signed.
- Revamped Sector Distribution Scheme ( RDSS)** - M/s Power Finance Corporation has given approval for inviting tender directly by CoPA for carrying out the Modernization of Infrastructure and Loss reduction works for Electricity Distribution works with 60 % grant from Ministry of Power and Tender will be floated during August 2024.
- Providing Onshore Power supply of 6 MVA to the International Cruise vessels at CoPA**

A letter has been sent to Sagarmala cell on 26/07/2024 seeking 100% funds of Rs 55 Crores for the Implementation of Onshore Power supply of 6 MVA to the International Cruise vessels at CoPA and on receipt of Ministry's sanction, Tender will be floated.

#### IX. ESTATES

Total land area of Port is 2177 acres including land at Puthuvypeen, Vallaradam, Mulavukad, Palluruthy, Ernakulam, Fortkochi and Thevara. 919.50 acres were on lease during the year as against 907 acres in the preceding year as may be seen from the following table:

Type of Lease hold	2023-2024		2022-2023	
	No.of Lease holds	Area (Acres )	No.of Lease holds	Area (Acres )
Government	40	108.81	39	98.96
Quasi -Government	51	460.38	52	460.89
Private	202	350.31	195	347.15
<b>TOTAL</b>	<b>293</b>	<b>919.50</b>	<b>286</b>	<b>907</b>

#### X. SAFETY AUDIT

During the year 2023-24, quarterly audit was conducted in the month of May, August, December and March-2024 as per the Ministry's direction.

#### XI. MODERNIZATION / UPGRADATION OF CFH

The Ministry of Fisheries, Animal Husbandry and Dairying vide their letter dated 25-02-2022 has approved the proposal of Cochin Port Authority for Modernization and Upgradation of Cochin Fisheries Harbour at Thoppumpady at a total estimated cost of Rs.169.17crores with EPC component of Rs.113.32 crores and PPP component of Rs.55.85 crores. Ministry of Ports, Shipping and Waterways has granted a sum of Rs.50 crores and Ministry of Fisheries has granted Rs.50 crores and PPP Operators will invest Rs.55.85 crores and remaining amount will be met by Cochin Port's own resources. The Fishing

Harbour is built on a land area of 27.86 acres, and the Wharf is 352 meters long.

The present project for Modernization of Cochin Fisheries Harbour is to set up Infrastructure facilities on par with International Standards and will have temperature controlled auction halls, packing units, mechanical retrieval and Conveyors to transfer fish in crates from the boats to the auction hall, chilled room for storage, ice plant, net mending shed, storage facilities, water tanks, vehicle parking station, retail market, canteen facilities etc. The EPC contract amounting to Rs.112.75 crores including GST, consisting the EPC component has been awarded to M/s.RDS Project Ltd, Kochi on 24-08-2022 and the works has been started and in progress and physical progress achieved as on 31-03-2024 is 4%. The period of EPC contract is 18 months and expected date of completion is 30-06-2025.



07

## LABOUR WELFARE AND INDUSTRIAL RELATIONS

### 1. LABOUR SITUATION

2023-24 was strike free year for the Port. Labour situation at the Port was generally peaceful during the year.

### 2. FAMILY SECURITY FUND

An amount of Rs. 5,68,518/- was disbursed to the employees and their families from the Family Security Fund on retirement/death.

### 3. ACCIDENT TO SHORE WORKERS

13 nos (no fatal accidents)

### 4. GROUP INSURANCE SCHEME

An amount of Rs. 4,77,397/- was disbursed to the retired employees and dependants of deceased employees under the Group Savings Linked Insurance Scheme of LIC of India.

### 5. EXGRATIA RELIEF FROM THE WELFARE FUND

A sum of Rs.20,000/- was disbursed from the Welfare Fund as aid to meet the funeral expenses of deceased Port employees.

### 6. SCHOLARSHIPS

Merit Scholarships were distributed to the children of the Port employees studying in various grades ranging from Secondary School level to Post Graduate Course including professional courses. The amount of Scholarships ranged from Rs. 1000 to 3500 per annum with duration of 2 to 5 years.

### 7. CHILDREN'S EDUCATION ALLOWANCES

Children's Educational Allowances and reimbursement of tuition fees at a maximum of Rs.27,000/- each child, limited to two children of Port employees, were granted upto Higher Secondary classes as per the Government rules and envisaged in the current Wage revision settlement.

### 8. CO-OPERATIVE SOCIETY

Cochin Port Employee's Co-operative Society registered under the Kerala Cooperative Societies Act, 1969 is functioning in Cochin Port with full patronage of Port employees. It promotes the welfare of Port employees by providing loans to the employees and receiving their deposits.

The Society also distributes educational awards and scholarships among the children of Port employees. Society also introduced Risk Fund scheme to protect the family from future liability after the death of employee. This Society with a Class I Super Grade is considered as one of the finest Employees Society in the state of Kerala.

### 9. SIR ROBERT BRISTOW MEMORIAL MUTUAL BENEFIT FUND

Sir Robert Bristow Memorial Mutual Benefit Fund, a charitable institution established in the year 1956 and registered under Travancore-Cochin Literary Scientific and Charitable Societies Registration Act of 1955 is functioning in Cochin Port. The Fund extends Scholarships to the children of members and death relief for the members and their family. Financial aids are being given for the treatment of deadly diseases such as Cancer, Heart Bye Pass Surgery, Kidney dialysis, Stroke etc for Bristow Fund members & Staff as well as other employees working under Cochin Port Authority.

### 10. CANTEEN

The Canteen and Cafeteria are run by Canteen Management Committee.

### 11. SCHOOLS

#### a) Sisu Vihar Nursery School

A Nursery School, 'Sisu Vihar', run by the Women's Club of Willington Island is functioning at North End, for which required infrastructures are provided by Cochin Port Authority.

**b) Sir Robert Bristow Primary & Secondary School**

Land & Buildings have been provided free of cost to the Kerala State Government for running the Primary & Secondary School. 10,000 Gallon fresh water is granted to the schools every month free of charge.

**c) Kendriya Vidyalaya**

A Kendriya Vidyalaya is functioning within the port area in Willingdon Island. Land, Building & Furniture have been provided by the Port.

**12. SPORTS AND GAMES**

In the All India Major Ports Athletics Meet held at Paradip Port Authority from 31st January to 1st Feb 2024, Shri K. J. Joyson, Manager, Finance Deptt., won 5 Gold Medals in 100 M, 200 M, 400M, 800 M and Long Jump in 50 plus Category and Sri.Suneer.P.A, Sr. Accountant, GAD won 4 gold medal in High Jump, Long Jump and 110M Hurdles in the Men's category.

The All India Major Ports Volleyball and Beach Volleyball Championships was held at New Mangalore Port from 17-19 Dec. 2023. Cochin Port team emerged Champions in Volleyball. The Beach Volleyball team comprising Shri Paul Joseph and Shri Fazil also won the championship defeating VOC Port in the finals.

In the All India Major Ports Shuttle Badminton Tournament held at Chennai Port from 7-9 Feb. 2024 ,Cochin Port Men Team secured Bronze Medal. Shri

Joy T. Antony, Manager, GAD won the Individual championship in the Open Men's Singles event and Doubles events. Doubles Joy T Antony partnered with Shri Jacob Thomas, Sports Trainee.

Shri Joy T. Antony, Manager, GAD has been selected to the Indian Team and represented India in the Sr. World Badminton Championship held at Korea from 11-17 Sept,2023. Shri Joy T.Antony was also selected as Coach of the Indian Junior team for Asian Badminton Championship held at Chengdu, China from 17th to 22nd October 2023 wherein the Indian team secured Gold medal after a Gap of 10 years beating China and also secured silver and bronze

Cochin Port Authority hosted the All India Major Port Lawn Tennis Championship from 28.11.2023 to 30.11.2023 at the Regional Sports Centre Ernakulam in a befitting manner. About 35 players from 7 different Major Ports participated in the Championship

Capt J.J Alapat, Dy.Conservator, CoPA won the Individual Gold medal in Men Singles and Won Bronze medal in the 50 Plus Singles category.

In the All India Major Ports Cultural Meet held at Paradip Port from 7th to 10th Dec 2023 our team won 1st prize in Group music and 3rd prize in Instrument music .

Cochin Port Football team also participated in the All India Major Ports Football Championship held at Mumbai from 11th to 15th Dec 2023.

**13. HOUSING**

Category of Employees	Type of Quarters (Numbers)								Total Allotment
	I	II	III	IV	V	VI	VII	Un Classified	
<b>Class I</b>	Nil	1	Nil	1	3	1	1	1	8
<b>Class II</b>	Nil	1	4	4	12	Nil	Nil	Nil	21
<b>Class III</b>	Nil	15	41	15	Nil	Nil	Nil	Nil	71
<b>Class IV &amp; Shore Labour</b>	4	31	2	Nil	Nil	Nil	Nil	Nil	37
<b>Other Allot.</b>	77	132	29	Nil	4	1	1	Nil	244
<b>Vacant &amp; Damaged</b>	31	12	20	6	5	6	3	Nil	83
<b>Gross Total Of Qrts.</b>	<b>112</b>	<b>192</b>	<b>96</b>	<b>26</b>	<b>24</b>	<b>8</b>	<b>5</b>	<b>1</b>	<b>464</b>

#### 14. SECURITY

The CISF unit in Cochin Port has an authorized strength of 171 personnel and is headed by a Deputy Commandant. The CISF is responsible for the security and protection of all vital installations including OTB, COT, Ernakulam Wharf, BTP, Mattanchery Wharf, and LNG. Security is provided through static duty posts, boat patrolling and QRT. The QRT is deployed with specially trained personnel in a dedicated vehicle, equipped with sophisticated weapons, bulletproof jackets and wireless sets operating round the clock in the Willington area to respond to any eventuality.

Boat patrolling is conducted round the clock by specially trained marine trained personnel equipped with weapons, wireless sets and marine jackets in the Ernakulam and Mattanchery channels. Security checks are conducted while entering and exiting the wharf area.

CCTV surveillance is available in the port area with 34 cameras monitored by the CISF control room round the clock. Communication is maintained through intercom and walkie-talkies. QR code systems for entry and exit are installed at Ernakulam Wharf by the CoPA management. Special security arrangements for cruise ship operations are managed by the CISF within the current posted strength, although this is a non-surveyed duty post. A dedicated team from the crime and intelligence wing is deputed for the collection, analysis and dissemination of advance intelligence on crime and trade union activities.

#### 15. MEDICAL FACILITIES

Cochin Port Authority Hospital had a capacity of 110 beds till 31-12-2021 and the number of beds reduced to 50 with effect from 01-01-2022. The hospital is controlled and managed by the Chief Medical Officer i/c (Dy.CMO(GD) with the assistance of 3 Sr. Medical Officers (GD), 3 Medical Officers and 1 Orthopedic Specialist and 1 contract Medical Officer. Statutory power of Chief Medical Officer is entrusted with Chief Mechanical Engineer (CME).

The specialty management is being carried out with help of 22 various part time visiting Specialists, including 6 Super Specialists. But for majority specialty management the patients are being referred to empanelled hospitals by port doctors. The referred patients are eligible for reimbursement as per CGHS rate. The beneficiaries of medical treatment in port

hospital are the Port employees and dependents including DLD employees and their families, CISF personnel and their dependents, Pensioners and their spouses, FACT employees posted in W/Island, Cochin Shipyard Ltd Employees who are deputed from Cochin Port and their dependents, Pensioners and dependants of other Ports employees settled at Cochin (on payment basis) etc. Emergency treatment at Casualty round the clock is available for public on payment. First aid treatment at casualty is being provided free to all contract staff of Cochin Port, to school children in w. island and those public who have difficulty to pay the op charge.

OP department is functioning on all working days from 8.00 AM to 4 PM and attendance marking by digital punching system. The token for OP consultation issued from Reception separately for Medical Officers and Visiting Consultants. 22 Part Time visiting Specialists conduct their OP on working days at fixed timings

Twenty four hour casualty is functioning at Cochin Port Authority Hospital. There are separate Male & Female IP wards including Medical, Surgical, and also Officers Ward with 4 AC Rooms exclusively for officers and their families. There is also New block ward with 10 double rooms (total 20 beds). The ICU of this hospital is provided with 7 beds with Cardiac monitors, defibrillators and centralized Oxygen supply and Centralized suction system. Cardiac Monitors are being provided in ICU & Operation Theatre. But as port hospital has no full time specialists, serious patients are referred to higher centers after consulting part time specialists.

Pulmonary Function Tests, Audiometry screening and Titmus vision test are also done whenever necessary. Dock safety medical checkup is being carried out by one Sr.MO (GD) and one MO who are qualified in AFIH (Associate fellowship in Industrial Health).

CoPAH conducted Awareness Medical classes on various diseases, HBA1C camp for diabetes and blood donation camp connected with IMA at several times. A separate Officers ward is available with 4 AC Rooms exclusively for Officers and their families. We have a Operation theatre marked as major Operation theatre and minor theatre. Surgeries including General surgery, Eye, ENT & Gynecology surgeries can be done.

The First Aid post located at CFS is fully functional. Ambulance service is available for the hospital, and is attached to Fire service under Deputy Conservator. Hired ambulance is made available whenever there is an emergency.

Kitchen and Diet Section is functioning on all days. Biogas plant attached to kitchen is functioning well, thereby reducing the cost of Cooking gas.

Pharmacy is functioning on all working days from 8am to 5 pm.

Bio Medical Waste Management of Solid waste is by 'Image' of Indian Medical Association and Liquid Waste by Effluent Treatment Plant are being done as per the guidelines of Kerala State Pollution Control Board and certified by KSPCB. Bio Medical Equipment Calibration is done for all equipments in the hospital on annual basis.

School of Nursing started in the year 2000 with an intake of 20 students every year. From 12-05-2010 onwards, it is functioning under Cochin Port Trust Educational Society which is registered under Travancore-Cochin Literary Scientific and Charitable Society. The society consists of Chairperson of Cochin Port as Chairman, Governing Body, Dy.Chairman of Cochin Port as Dy.Chairman of Governing Body, Chief Medical Officer, Cochin Port as Convener of Governing Body, Secretary and all other HoDs of Cochin Port and the Principal, School of Nursing as Governing Body members.

Details of Medical treatment given during the year 2023-24 are furnished below:-

(A) OP Section	2023-24
(i) Port employees and their families	12,322
(ii) Pensioners	26,346
(iii) CISF	2199
(iv) Others	1167
(v) CSL	623
<b>Total</b>	<b>42657</b>
(B) Average Inpatients	4
(C) No. of patients admitted	314
(D) Operation	308
<b>Grand Total</b>	<b>43283</b>

## 16. HOSPITAL/ MEDICAL REIMBURSEMENT

In addition to the Medical facilities provided through the Cochin Port Hospital, an amount of Rs.65,55,911/- was reimbursed during the year 2023-24 towards medical facilities availed in referred hospitals, investigations done outside, medicines purchased from outside. Amount paid for reimbursement of medicines purchased from outside by Pensioners during the year 2023-24 is Rs.94,739/-

## 17. GRIEVANCE REDRESSAL

As per Ministry's directive, Public Grievance Redressal Machinery was constituted in Cochin Port Authority in 1991. The Secretary is the Director of Public Grievances. The Deputy Heads of each Department is acting as Grievance Officer to attend the Public Grievances received by that department. Complaints/suggestion boxes have been kept in prominent places in each department to receive the grievances/complaints. Cochin Port regularly checks the grievances submitted online by employees/general public in the Govt. of India website of Central Public Grievance Redressal and Monitoring System (CPGRAMS) and the grievances are disposed off in a time bound manner. A direct link to CPGRAMS website (pgportal.gov.in) has been provided in the website of Cochin Port for online submission of grievances (www.cochinport.gov.in). Employees can submit their grievances with concerned Officer/ Divisional Officer for redressal. In the event of non redressal of grievances, the employees can take up the matter with concerned Head of Department failing which again at the level of Dy.Chairperson. Employees resort to this by way of personal appearance or through written submissions. Aggrieved employees can also personally meet the Chairperson with their grievances as Chairperson has earmarked public time once in a week for receiving grievances and such grievances are examined on priority and replied to the concerned employees.

## 18. CITIZENS'/ CLIENTS' CHARTER

A Citizens'/Clients' Charter (CCC) is the expression of an understanding between citizens/clients and the provider of a public service with respect to the quantity and quality of services the former receive in exchange for their taxes/tariffs. It is essentially about the rights of the public and the obligations of the public servants.

The Citizens'/Clients' Charter of Cochin Port Authority has been formulated as per the Result Framework Management System of Cabinet Secretariat. A Taskforce (consisting of Port Officials and representatives of stake holders) constituted for formulating and reviewing the Clients Citizens Charter, meets on quarterly basis and views the Citizen Charter for periodical modifications if any. The Citizens'/Clients' Charter is hosted in the website of Cochin Port Authority and made available in all Departments.

### 19. GROUP GRATUITY SCHEME

An amount of Rs. 5,000/- was received from LIC of India during the year 2023-24 under the Group Gratuity Scheme.

### 20. TRANSPORT FACILITIES

The Dredger Crew and staff posted at Cochin Oil Terminal are provided with free Transport facilities by launch from shore to Vessel/terminal and back.

### 21. INTERNAL COMPLAINTS COMMITTEE

The Complaint committee (Women Cell) was formed in the year 2004 in compliance with the directions of the Hon'ble Supreme Court of India for prevention of sexual harassment of women in workplace and redressal of the complaints of the victims. After the enactment of the Sexual Harassment of Women at Work place (Prevention, Prohibition and Redressal) Act, 2013 the Complaints Committee was reconstituted as Internal Complaints Committee.

### 22. OTHER LABOUR WELFARE ACTIVITIES

2 Dependants of deceased Port employees submitted their application for considering them for job on compassionate ground during 2023-24.

### 23. ADDITIONAL WELFARE FACILITIES PROVIDED FOR DOCK LABOUR DIVISION EMPLOYEES.

#### a) Financial help for the marriage of children of employees.

Employees of Dock Labour Division are being granted a gift of Rs.500/- for the marriage of one of their children in the service period. Amount paid in 2023-24: Nil

#### b) Financial Assistance for purchasing spectacles.

A sum of Rs.100/- or the actual cost of spectacles whichever is less is being paid to employees/workers for the purchase of spectacles once in 5 years. Amount paid in 2023-24: Nil

#### c) A gift of Rs.1000/- in lieu of memento at the time of retirement.

The amount paid during the year under report is Rs.9,000/-

#### d) Scholarship Award and prizes to the children of employees.

Scholarship Awards are granted to the children of the employees studying in standard V and upto Post Graduate / professional courses on merit basis. Amount paid during the year under report is: Nil

a) Number of Hostels allotted in 2023-24: Nil

### 24. DIVYANGJAN EMPLOYEES

Cochin Port was following The Persons with Disabilities (Equal Opportunity Protection of Rights and Full Participation) Act, 1995 and Govt. of India orders in the matter of Persons with disabilities. After the enactment of The Rights of Persons with Disabilities Act, 2016, the Cochin Port follows the said Act and the Persons with disabilities are getting the benefits/facilities provided under the Act.

As per clause 16.2 of the Wage revision settlement dt. 30.8.2018 Cochin Port is paying Transport reimbursement to Employees with Disabilities (Class III & IV) at double the normal rate. Accordingly an amount of Rs.2,20,704/- has been paid during the period 2023-24.

### 25. CSR FUND OF COCHIN PORT

As per the CSR guidelines issued by the Ministry of Ports Shipping & Waterways, an amount of Rs.17,49,821/- which is 3 % of net profit of Rs.5,83,27,371/-, has been earmarked as CSR Fund of Cochin Port, during 2023-24.

During 2023-24, the following activities had been undertaken by Cochin Port under CSR activities.

Sl.No.	Particulars	Amount
1).	Art & Culture	75,000/-
2).	Monitoring expense	1,500/-
	<b>Total</b>	<b>76,500/-</b>

As on 31-03-2024, Cochin Port has an accumulated balance of CSR Fund is Rs. 72,09,160. However, after reserving 2% of this accumulated balance of this Fund for monitoring of the activities as per the guidelines of the Ministry Para IV iv) c dated 28.6.2023, the balance available for utilization for CSR activities is Rs. 71,32,660/-



## 08 GENERAL ACTIVITIES

### A. MILESTONES / ACHIEVEMENTS

Cochin Port performed commendably in 2023-24 by realizing the total throughput of 36.32 MMT with a growth of 3.01% over the throughput in 2022-23. POL volume registered 23.05 MMT and Container volume, 7.54 Lakh TEUs in 2023-24, growing respectively by 8.39% and 8.49% over their corresponding volumes in 2022-23.

### B. SWACHH BHARAT CAMPAIGN

Special cleanliness drive has been carried out in work places, office buildings and premises, jetties/ Wharves and selected roads in the Port area. Weeded out the old files and papers from all Departments.

The thirty nine point programme and monthly Action Plan are forwarded to the Ministry of Shipping to create an immediate impact in the short-term was also carried out as per schedule

the thirty nine point programme and monthly Action Plan are forwarded to the Ministry of Shipping to create an immediate impact in the short-term was also carried out as per schedule

### C. IMPORTANT EVENTS

- ◆ Port Day Celebration & Port Day Business meet at Taj Malabar held on 26.05.2023
- ◆ Environment day celebration held on 05.06.2023 at Cochin Port.
- ◆ Meeting with Dist. Collector and MLA Kochi regarding foreign boat (tourist) arrival held on 04.08.2023 at Cochin Port.
- ◆ Independence Day Celebrations held on 15.08.2023.

- ◆ Meeting by Administrator, UTL - Review of Port & Shipping related activities of Lakshadweep at Marriot, Kochi held on 22.09.2023.
- ◆ Roadshow for Global Maritime India Summit (GMIS) held on 28.09.2023 at Le Meridian, Kochi.
- ◆ Study Visit of the Standing Committee on Social Justice and Empowerment (2023-24) to Kochi, Khajuraho/Chhatarpur and Agra/Mathura held on 03.11.2023.
- ◆ Review meeting of CoPA by Shri. Shripad Naik, Hon'ble Minister of State for PSW at Cochin Port held on 16.11.2023.
- ◆ Review meeting by Hon'ble Minister of PSW at Delhi held on 17.11.2023.
- ◆ Courtesy visit by Consulate General of Korea, Chennai's office on 20.11.2023.
- ◆ Inauguration of 310M Dry Dock & ISRF of Cochin Shipyard Ltd. & LPG Import Terminal of IOCL by Hon'ble Prime Minister of India held on 17.01.2024.
- ◆ Meeting with Secretary (Shipping), PSW at Board Room held on 17.01.2024.
- ◆ Republic Day Celebration held on 26.01.2024.
- ◆ Reconstruction of SCB Berth commissioned on 16.08.2023 with a capacity addition of 1.3 MTPA.
- ◆ Stakeholder's Meet on Implementation of MoUs @ GMIS 2023 in New Delhi held on 16.02.2024.
- ◆ Meeting with Smt. Alka Tiwari, Secretary, National Commission for Scheduled Tribes in Board Room held on 27.02.2024.





**PART 2**

**STATISTICAL  
APPENDICE**



# INDEX

Page No.

## Statements

1.	Topography of Port	57
2.	Berth Particulars	58
3.	Floating Crafts	59
4.	Cargo Handling Equipments	60
5.	Storage Facilities	61
6.	Commoditywise & Catagorywise Cargo Traffic Handled	62
7.	Flagwise Distribution of Traffic	64
8.	Origin & Destinationwise Overseas Traffic Handled	66
9.	Commoditywise Traffic Handled	69
10.	Commoditywise Loaded Cargo Received by Different Models of Transport	72
11.	Commoditywise Unloaded Cargo Despatched by Different Models of Transport	73
12.	Commoditywise & Categorywise Transit Traffic of Other Countries Cargo	74
13.	Number and Type of Container Handled	76
14.	Container Cargo and Tare Weight of Containers Handled	77
15.	Inland (Landward) Container Movement- Outgoing from Port After Unloading from Ship	78
16.	Inland (Landward) Container Movement- Incoming from Port After Unloading from Ship	79
17.	Performance of Major Port	80
18.	Performance of Major Port	81
19.	Distribution of Pre-Berthing Waiting Time	82

# INDEX

Page No.

## Statements

20.	Distribution of Non-Working Time at Working Berth	83
21.	Commodity-wise Performance Indicators	85
22.	Commodity-wise Performance Indicators	86
23.	Berth Occupancy	87
24.	Availability of Cargo Handling Equipments	88
25.	Shore Labour Productivity	89
26.	Dock Labour Productivity	90
27.	Availability & Utilization of Equipments (Other than Container Handling)	91
28.	Availability & Utilization of Container Handling Equipment	92
29.	Performance of Container Handling Equipment	93
30.	Performance of Dredger	94
31.	Number, Type and Size of Ships Sailed	95
32.	Passenger Traffic at Major Port	96
33.	Accidents at Major Port	97
34.	Employment at Major Port	98
35.	Incomes & Expenditure of Major Port	99
36.	Application of Funds & Other Statistics	100
37.	Operating Expenditure by Head of Expenditure	101
38.	Financial Data of Private Terminal Operator	102
39.	Financial Indicators	103
40.	Capital Expenditure on Plan and Non-Plan Schemes	104

# STATEMENT-01 TOPOGRAPHY OF PORT

Port: COCHIN PORT AUTHORITY

Year: 2023-24

(As on March 2024)

Location	Longitude	Entrance Channel Length (km.)	Minimum Depth (mtrs.)	Minimum Width (mtrs.)	Turning Circle No.	Diameter	Type of Dock/Port
1	2	3	4	5	6	7	8
09-58.2N	076-15.5E	16	15.95	260	2	500 mtr/ 670 mtr	Riverine

## STATEMENT- 02 BERTH PARTICULARS

Port: COCHIN PORT AUTHORITY Year: 2023-24 (As on March 2024)

S.No.	Berth Name, No.	Type of Berth	Designed/ depth (mtrs.)	Permissible draft (mtrs.)	Quay length (mtrs.)	Remarks
1	2	3	4	5	6	7
1	Q.1	General Cargo	9.75	9.14	188	
2	Q.2	General Cargo	9.75	9.14	228	
3	Q.3	General Cargo				
4	Q.4	POL Products	9.75	9.14	251	
5	Q.5	General Cargo	10.5	10	503	
6	Q.6	General Cargo				
7	Q.7	General Cargo	11	10.5		
8	Q.8	General Cargo	13.5	11	414	
9	Q.9	General Cargo				
10	Q.10	Fertilizer & Raw Meterial	10.7	11.5	278	
11	BTP	Multi purpose/ Cruise	10.5	10	270	
12	COT	Crude/ Products	13.2	12.5	430	
13	NCB	General Cargo	9.75	9.14	209	
14	NTB	POL Products	9.75	9.14	298	
15	SCB	Liquid Cargo	9.75	9.14	192	
16	STB	POL Products	9.75	9.14	266	
17	SPM	Crude Oil	NA	22.5	NA	
18	UTL	Passenger	6	5.3	300	
19	ICTT- V2	Container	15.95	14.5	600	
20	ICTT- V3	Container				
21	LNG	LNG	13.5	12.5	376.5	
22	MULT	LPG	14.5	13	290	

Note: Any specific information on size of vessel in terms of LOA or DWT may be indicated in remarks column.

## STATEMENT- 03 FLOATING CRAFTS

Port: COCHIN PORT AUTHORITY Year: 2023-24 (As on March 2024)

S.No.	Type of Craft	Owned by Port		Hired by Port		Remarks
		No.	Rated Capacity	No.	Rated Capacity	
1	2	3	4	5	6	7
1	<b>Dredgers</b>					
	i) GHD Nehru Shatabdi	1	1500 C.M			
2	<b>Tugs</b>					
	Tug Vallarpadom	1	45 T BP	3	60 T B P	Ocean Elite
						Ocean Pioneer
	ii) Tug Vypeen	1	45 T BP			Ocean Enterprise
3	<b>Launches</b>					
	i) General purpose Launches					
	ii) Survey Launches					
	iii) Mooring Launches	5	109 BHP - 3 Nos., 130 BHP - 2 Nos..			
	iv) Pilot Launches	2	280 BHP x2 - 1 No. 325BHPx2 - 1 No	1	400 BHPx2 - 1 No.	Deepam 3
4	<b>Barges</b>					
5	<b>Floating Cranes</b>					
	i) M V Venad	1	10 T			
6	<b>Others</b>					
	i) Harbour Patrol Boat	1	140 HP	1	15 Persons	Pollution Control Boat
	ii) Speed Boat	2	40 HP - 1 No. & 2x160 HP - 1 No.	1	15 Persons	CISF Harbour Patrol Boat
				1	24 Persons	Tanker Terminal Crew Change Boat

Note: All equipments of major ports including those of Private Terminal operators needs to be included.

## STATEMENT- 04 CARGO HANDLING EQUIPMENTS

Port: COCHIN PORT AUTHORITY Year: 2023-24 (As on March 2024)

S. No.	Type of Equipment	Owned by Port		Hired by Port		Remarks
		Number	Rated Capacity (Tonnes)	Number	Rated Capacity (Tonnes)	
1	2	3	4	5	6	7
1	Wharf Cranes	Nil	Nil	Nil		
	(a) ELL	Nil	Nil	Nil		
	(b) Harbour Mobile Crane	1	40 Tonne	Nil		
2	Mobile Cranes	Nil	Nil	Nil		
3	Fork Lift Trucks	6 Nos	5 Nos.of 3T capacity & 1 No. of 5T capacity	Nil		
4	Pay Loaders	Nil	Nil	Nil		
5	Tractor	Nil	Nil	Nil		
6	Transfer Cranes	Nil	Nil	Nil		
7	Top Lift Trucks	Nil	Nil	Nil		
8	Gantry Cranes	Nil	Nil	Nil		
	a) Yard Gantry Cranes	Nil	Nil	Nil		
	b) Rail Mounted Gantry Cranes	Nil	Nil	Nil		
	c) Rubber Tyred Gantry Cranes	Nil	Nil	Nil		
9	Reach Stackers	1 No.	45 Tonne	Nil		
10	Locomotives	Nil	Nil	Nil		
11	Trailers	Nil	Nil	Nil		
12	Specialised Mechanical Cargo Handling Equipment	Nil	Nil	Nil		
13	Marine Loading Arms for handling liquid cargo	Nil	Nil	Nil		
14	Others	Nil	Nil	Nil		

Note: All equipments at port may be described.

[All equipments on major ports will include equipments of Private Terminal operators.]

# STATEMENT- 05 STORAGE FACILITIES

(As on March 2024)

Year: 2023-24

Port: COCHIN PORT AUTHORITY

Type	Dry Storage Accommodation			Liquid Storage Tanks			Container				
	Number	Area (Sq. Mtrs.)	Location (Inside Port/ Outside Port)	Number	Location (Inside Port/ Outside Port)	Capacity (Kls / Tonnes)	Type of Cargo	Number	Location (Inside Port/ Outside Port)	Capacity/ Area (TEUs)	Remarks
<b>A) Port Owned</b>											
a) Covered											
i) Transit sheds/Overflow sheds	8	24914	Inside Port								
ii) Ware Houses	5 (110)	14755 (35265)	Inside (Outside) Port								
iii) Container Freight Station	1	10000	Inside Port								
b) Open	1 (2)	104225 (47000)	Inside (Outside) Port								
c) Container Yard								1	Inside Port	20000 (462 TEUs)	
d) Reefer Points (No.)								64	Inside Port		
e) Liquid Storage, Tank, Farms etc.											
<b>B) Others (Private/users agencies)</b>											
a) Covered											
i) Transit sheds/Overflow sheds											
ii) Ware Houses	74	34093	Outside Port								
iii) Container Freight Station								3	Outside Port		
b) Open										67900 (Sq.m)	
c) Container Yard										10900 (Sq.m)	
d) Reefer Points (No.)											
e) Liquid Storage, Tank Farms etc.				12	Outside Port	611708	Liquid Cargo				

## STATEMENT- 06 COMMODITYWISE & CATEGORYWISE CARGO TRAFFIC HANDLED

Port: COCHIN PORT AUTHORITY Year: 2023-24 (As on March 2024)

(in '000 tonnes)

S.N.	Commodity	Overseas			Coastal			Grand Total
		Unloaded	Loaded	Total	Unloaded	Loaded	Total	
1	2	3	4	5	6	7	8	9
<b>A</b>	<b>LIQUID BULK</b>							
1	POL- Crude	16881.15	0	16881.15	314.30	0	314.30	17195.45
2	POL-Products	292.48	312.61	605.09	1063.57	4187.63	5251.20	5856.29
3	LNG	1134.20	0	1134.20	0	0	0	1134.20
4	Edible Oil	17.21	0	17.21	0	0	0	17.21
5	FRM-Liquid	262.37	0	262.37	158.97	0	158.97	421.34
6	Others	200.59	0	200.59	0	5.38	5.38	205.97
<b>B</b>	<b>DRY BULK</b>							
1	Iron Ore (All)							
	(a) Pellets	0	0	0	0	0	0	0
	(b) Fine	0	0	0	0	0	0	0
2	Other Ores	0	0	0	0	0	0	0
3	Thermal Coal	0	0	0	0	0	0	0
4	Coking Coal	0	0	0	0	0	0	0
5	Other Coal	0	0	0	0	0	0	0
6	Fertilizer	0	0	0	0	0	0	0
7	FRM-Dry	189.84	0	189.84	0	0	0	189.84
8	Food Grains (excluding pulses)	0	0	0	0	0	0	0
9	Pulses	0	0	0	0	0	0	0
10	Sugar	0	0	0	0	0	0	0
11	Cement	0	0	0	755.09	0	755.09	755.09
12	Salt	0	0	0	139.62	0	139.62	139.62
13	Iron Scrap	0	0	0	0		0	0
14	Others	82.37	0	82.37	0	0	0	82.37

<b>C BREAK BULK</b>								
1	Iron & Steel	39.47	0	39.47	0	0	0	39.47
2	Timber & Logs	15.82	0	15.82	0	0	0	15.82
3	Tea & Coffee	0	0	0	0	0	0	0
4	Food Grains (excluding pulses)	0	0	0	0	0	0	0
5	Pulses	0	0	0	0	0	0	0
6	Sugar	0	0	0	0	0	0	0
7	Cement	0	0	0	0	0	0	0
8	Project Cargo	9.61	0	9.61	0	0	0	9.61
9	Fertilizer	0	0	0	0	0	0	0
10	Automobiles (Tonnes)	0	0	0	0	0	0	0
	(Nos.)	0	0	0	0	0	0	0
11	Others	44.64	0.20	44.84	0	29.50	29.50	74.34
<b>D</b>	<b>CONTAINER (Tonnes)</b>	1714.42	2084.91	3799.33	3990.72	990.54	4981.26	8780.59
	(TEUs)	181991	201240	383231	195229	175777	371006	754237
<b>E</b>	<b>TRANSHIPMENT</b>							
1	Container (Tonnes)	220.81	220.81	441.62	478.32	478.31	956.63	1398.25
	(TEUs)	25235	25235	50470	27468	27467	54935	105405
2	Others (Specify)*	0	0	0	0	0	0	0
<b>TOTAL (A+B+C+D+E)</b>		<b>21104.99</b>	<b>2618.53</b>	<b>23723.52</b>	<b>6900.59</b>	<b>5691.36</b>	<b>12591.95</b>	<b>36315.47</b>

Note:- (i) : Individual Ports may include other important Commodities handled by them while publishing data in Administrative report. Information on the above mentioned Commodities is to be uniformly included. Out of the above commodities which are not handled during the year may be omitted.

(ii) : For ships undergoing cargo handling operations at the end of the year but have not completed cargo operations, the cargo handled upto the end of the year be included. Ships continuing operations in the next year, the remaining cargo handled will be counted in next year.

(iii)\* : Only those commodities which are included in A to C may be specified. Remaining commodities may be clubbed in others. Transit traffic may be included in transshipment.

## STATEMENT- 07 FLAG WISE DISTRIBUTION OF TRAFFIC

Port: COCHIN PORT AUTHORITY Year: 2023-24 (As on March 2024)

(in '000 tonnes)

S.N.	Nationality	No. of Ships		Volume of Cargo		Total
		Unloaded	Unloaded	Loaded	Transhipment	
1	2	3	4	5	6	7
<b>A</b>	<b>Overseas</b>					
1	ANTIGUA AND BARBUDA	3	0.84	0.49	0.00	<b>1.33</b>
2	BAHAMAS	5	325.94	0.00	0.00	<b>325.94</b>
3	BANGLADESH	2	14.99	0.00	0.00	<b>14.99</b>
4	BERMUDA	1	61.30	0.00	0.00	<b>61.30</b>
5	CAYMAN ISLANDS	1	131.52	0.00	0.00	<b>131.52</b>
6	CHINA	6	74.68	46.75	1.57	<b>123.00</b>
7	COOK ISLANDS	13	1362.94	6.80	0.00	<b>1369.74</b>
8	CYPRUS	2	6.91	11.01	0.88	<b>18.80</b>
9	DENMARK	2	0.13	0.00	0.00	<b>0.13</b>
10	DJIBOUTI	2	196.99	0.00	0.00	<b>196.99</b>
11	GABON	3	252.59	0.00	0.00	<b>252.59</b>
12	GERMANY	5	22.49	34.93	2.74	<b>60.15</b>
13	GREECE	7	804.57	0.00	0.00	<b>804.57</b>
14	HONG KONG	21	122.55	91.13	1.57	<b>215.24</b>
15	IM	3	207.08	0.00	0.00	<b>207.08</b>
16	INDIA	84	3189.50	619.35	211.74	<b>4020.59</b>
17	INDONESIA	1	4.50	0.00	0.00	<b>4.50</b>
18	KOREA	3	24.30	0.00	0.00	<b>24.30</b>
19	LIBERIA	106	4586.33	185.71	70.25	<b>4842.29</b>
20	MALTA	16	1835.74	0.00	0.00	<b>1835.74</b>
21	MALDIVES	2	0.00	0.02	0.00	<b>0.02</b>
22	MARSHALL ISLANDS	40	1733.55	49.69	0.53	<b>1783.77</b>
23	NETHERLANDS	1	0.59	0.00	0.00	<b>0.59</b>
24	NORWAY	6	35.70	0.00	0.00	<b>35.70</b>
25	PALAU	2	103.17	0.00	0.00	<b>103.17</b>
26	PANAMA	120	3105.29	407.93	53.85	<b>3567.08</b>
27	PHILIPPINES	3	20.06	0.00	0.00	<b>20.06</b>

28	PORTUGAL	13	168.00	29.36	73.84	<b>271.20</b>
29	RUSSIAN FEDERATION	5	0.74	0.12	0.00	<b>0.86</b>
30	SAUDI ARABIA	7	16.30	0.00	0.00	<b>16.30</b>
31	SINGAPORE	110	1094.07	638.81	23.73	<b>1756.61</b>
32	SPAIN	1	66.85	0.00	0.00	<b>66.85</b>
33	SAINT KITTS AND NEVIS	2	82.48	0.08	0.00	<b>82.56</b>
34	TAIWAN	1	7.00	0.00	0.00	<b>7.00</b>
35	THAILAND	8	37.99	66.51	0.93	<b>105.42</b>
36	TURKEY	6	689.74	0.00	0.00	<b>689.74</b>
37	TUVALU	2	5.92	8.72	0.00	<b>14.64</b>
38	UNITED KINGDOM	1	8.04	0.00	0.00	<b>8.04</b>
39	VIET NAM	16	482.82	0.00	0.00	<b>482.82</b>
40	OTHERS	0	0.00	200.31	0.00	<b>200.31</b>
<b>Total Overseas (A)</b>		<b>632</b>	<b>20884.18</b>	<b>2397.72</b>	<b>441.62</b>	<b>23723.52</b>
<b>B</b>	<b>Coastal</b>					
1	ANTIGUA AND BARBUDA	2	25.95746	0	0	<b>25.96</b>
2	CHINA	5	2.492	0	4.87	<b>7.36</b>
3	DENMARK	2	19.83796	0	0	<b>19.84</b>
4	GABON	1	11.9387	0	0	<b>11.94</b>
5	HONG KONG	3	10.41542	21.7869	1.176	<b>33.38</b>
6	INDIA	556	5189.966757	4985.633695	806.01969	<b>10981.62</b>
7	INDONESIA	1	12.00411	0	0	<b>12.00</b>
8	KOREA	6	72.03167	0	0	<b>72.03</b>
9	LIBERIA	4	84.42636	2.389	0.757	<b>87.57</b>
10	MALDIVES	1	3.826	1.33	10.643	<b>15.80</b>
11	MARSHALL ISLANDS	9	96.30766	21.57619	1.85	<b>119.73</b>
12	PANAMA	8	101.86899	0.084	9.66	<b>111.61</b>
13	SINGAPORE	43	789.273	1.677	117.78	<b>908.73</b>
14	OTHERS	0	1.929	178.571	3.86	<b>184.36</b>
<b>Total Coastal (B)</b>		<b>641</b>	<b>6422.28</b>	<b>5213.05</b>	<b>956.62</b>	<b>12591.94</b>
<b>Grand Total (A+B)</b>		<b>1273</b>	<b>27306.45</b>	<b>7610.77</b>	<b>1398.24</b>	<b>36315.47</b>

## STATEMENT- 08 ORIGIN & DESTINATION - WISE OVERSEAS TRAFFIC HANDLED

Port: COCHIN PORT AUTHORITY Year: 2023-24 (As on March 2024)

(in tonnes)

S.No.	Commodity	Cargo Unloaded		Cargo Loaded	
		Origin Country	Quantity	Destination Country	Quantity
1	2	3	4	5	6
<b>A</b>	<b>LIQUID BULK</b>				
1	POL(Crude)	Greece	15038.57		
		India	314299.00		
		Iraq	2579681.14		
		Kuwait	390016.53		
		Libya	88305.95		
		Oman	169266.07		
		Russian Federation	9342503.33		
		Saudi Arabia	1601882.35		
		United Arab Emirates	2694455.86		
			<b>17195448.78</b>		<b>0</b>
2	POL (Product)				
		BAHAMAS	15041.574	Argentina	41995.15
		India	1063568.429	India	4187630.72
		Malaysia	4500	Japan	27482
		United States	139400.721	Malaysia	26996.63
				Sri Lanka	16297.076
				Others	199842
			<b>1222511</b>		<b>4500244</b>
3	LPG/LNG				
		Australia	140398		
		Equatorial Guinea	64000		
		Mozambique	278967		
		Nigeria	61304		
		Oman	483658		
		Qatar	239403		
			<b>1267730</b>		
4	FRM-Liquid				
		Bahrain	7875.00		
		India	158966.48		
		Morocco	212264.75		
		Philippines	23099.39		
		Qatar	12750.88		
		Saudi Arabia	6375.61		
			<b>421332.10</b>		

5	Edible Oil				
		Russian Federation	17208.96		
			<b>17208.96</b>		
6	Others	Bahrain	26054.14	India	5377.00
		Equatorial Guinea	14283.25		
		Finland	16831.78		
		Georgia	8826.69		
		Germany	5989.20		
		Indonesia	11699.26		
		Korea, Republic of	5985.73		
		Oman	32215.32		
		Saudi Arabia	46577.89		
		United States	6000.46		
		Venezuela	26147.87		
			<b>200611.58</b>		<b>5377</b>
<b>B</b>	<b>DRY BULK</b>				
1	ILMINITE SAND	Mozambique	39915.2		
			<b>39915</b>		
2	FRM-Dry	Egypt	22000		
		Morocco	42620		
		Togo	125222		
			<b>189842</b>		
3	Cement				
		India	755087.695		
			<b>755088</b>		
4	Salt				
		India	139616		
			<b>139616</b>		
5	Others				
		United Arab Emirates	42450.539		
			<b>42451</b>		<b>0</b>
<b>C</b>	<b>BREAK BULK</b>				
1	Iron & Steel	Viet Nam	39467.205		
			<b>39467</b>		
2	ALUMINA IN JUMBO BAGS	Viet Nam	43900.693		
			<b>43901</b>		
3	DEFENCE CARGO	Russian Federation	6.43		
			<b>6</b>		
4	PROJECT CARGO				
		Viet Nam	1938.04		
		Korea, Republic of	3648.743		
		Others	4027		
			<b>9614</b>		
5	TIMBER LOGS	Brazil	15815.67		
			<b>15815.67</b>		

6	OTHERS	India	8	India	29505
		Others	735	Others	203
			<b>743</b>		<b>29708</b>
<b>D</b>	<b>CONTAINER (Tonnes)</b>				
		Middle East	406629	Middle East	45740
		Europe	61995	Europe	159385
		China	185262	China	81052
		Sri Lanka	715282	Sri Lanka	866361
		South East	190341	South East	156049
		Singapore	1162	Singapore	26593
		India	3990729	India	990533
		Others	153752	Others	749725
			<b>5705152</b>		<b>3075438</b>
	(Nos.) TEUS				
		Middle East	30330	Middle East	4540
		Europe	5883	Europe	15432
		China	13219	China	11620
		Sri Lanka	68020	Sri Lanka	73924
		South East	12707	South East	12580
		Singapore	63	Singapore	2324
		India	167761	India	148309
		Others	26534	Others	55586
			<b>324517</b>		<b>324315</b>
<b>E</b>	<b>CONTAINER TRANSHIPMENT</b>				
	Tonnes	Middle East	108636	Middle East	1657
		Europe	24543	Europe	22016
		China	11625	China	8903
		Sri Lanka	1522	Sri Lanka	46940
		South East	43486	South East	52208
		India	478313	India	478313
		Others	30999	Others	89086
			<b>699124</b>		<b>699123</b>
	(Nos.) TEUS				
		Middle East	11990	Middle East	419
		Europe	1925	Europe	2180
		China	2302	China	2053
		Sri Lanka	105	Sri Lanka	2872
		South East	3640	South East	2972
		India	27467	India	27467
		Others	5274	Others	14739
			<b>52703</b>		<b>52702</b>
<b>Grand Total</b>			<b>2,80,05,576</b>		<b>83,09,890</b>

## STATEMENT- 09 COMMODITY WISE TRAFFIC HANDLED

Port: COCHIN PORT AUTHORITY Year: 2023-24 (As on March 2024)

(in '000 tonnes)

S.N.	Commodity	2019-20	2020-21	2021-22	2022-23	2023-24
1	2	3	4	5	6	7
<b>I</b>	<b>LOADED (A+B+C+D)</b>					
<b>A</b>	<b>LIQUID BULK</b>					
1	POL- Crude	0	0	0	0	0
2	POL-Products	4241	3979	4629	3488	4500
3	LPG/LNG	2	0	3	0	0
4	Edible Oil	0	0	0	0	0
5	FRM-Liquid	0	0	0	0	0
6	Others	0	0	0	83	5
<b>B</b>	<b>DRY BULK</b>		0	0	0	0
1	Iron Ore (All)		0	0	0	0
	(a) Pellets	0	0	0	0	0
	(b) Fine	0	0	0	0	0
2	Other Ores	0	0	0	0	0
3	Thermal Coal	0	0	0	0	0
4	Coking Coal	0	0	0	0	0
5	Other Coal	0	0	0	0	0
6	Fertilizer	0	0	0	0	0
7	FRM-Dry	0	0	0	0	0
8	Food Grains (excluding pulses)	0	0	0	0	0
9	Pulses	0	0	0	0	0
10	Sugar	0	0	0	0	0
11	Cement	0	0	0	0	0
12	Salt	0	0	0	0	0
13	Iron Scrap	0	0	0	0	0
14	Others	0	0	8	0	0
<b>C</b>	<b>BREAK BULK</b>		0	0	0	0
1	Iron & Steel	0	1	0	0	0
2	Timber & Logs	0	0	0	0	0
3	Tea & Coffee	0	0	0	0	0
4	Food Grains (excluding pulses)	0	0	0	0	0
5	Pulses	0	0	0	0	0
6	Sugar	0	0	0	0	0
7	Cement	0	0	0	0	0
8	Project Cargo	0	0	0	0	0
9	Fertilizer	0	0	0	0	0
10	Automobiles (Tonnes)	0	0	0	0	0
	(Nos.)	0	0	0	0	0

11	Others	66	96	70	52	30
<b>D</b>	<b>CONTAINER</b> (Tonnes)	2126	2324	2590	2795	3075
	(TEUs)	291246	301268	289465	292427	377017
<b>E</b>	<b>TRANSHIPMENT</b>		0	0	0	0
1	Container (Tonnes)	297	636	1226	917	699
	(TEUs)	18091	43380	78079	52332	52702
2	Others (Specify)*	0	0	0	0	0
	<b>Total</b>	<b>6732</b>	<b>7036</b>	<b>8526</b>	<b>7335</b>	<b>8310</b>
<b>II</b>	<b>UNLOADED (A+B+C+D)</b>					
<b>A</b>	<b>LIQUID BULK</b>					
1	POL- Crude	16855	13443	15125	16302	17195
2	POL-Products	1250	1220	1313	1477	1356
3	LPG/LNG	891	873	1021	956	1134
4	Edible Oil	15	0	25	19	17
5	FRM-Liquid	401	452	347	370	421
6	Others	156	196	146	174	201
<b>B</b>	<b>DRY BULK</b>		0	0	0	0
1	Iron Ore (All)		0	0	0	0
	(a) Pellets	0	0	0	0	0
	(b) Fine	0	0	0	0	0
2	Other Ores	0	0	0	0	0
3	Thermal Coal	0	0	0	0	0
4	Coking Coal	0	0	0	0	0
5	Other Coal	0	0	0	0	0
6	Fertilizer	22	0	0	0	0
7	FRM-Dry	184	256	319	171	190
8	Food Grains (excluding pulses)	0	0	0	0	0
9	Pulses	0	0	0	0	0
10	Sugar	0	0	0	0	0
11	Cement	1109	1141	1009	1049	755
12	Salt	96	70	125	90	140
13	Iron Scrap	0	0	0	0	0
14	Others	68	166	93	953	82
<b>C</b>	<b>BREAK BULK</b>		0	0	0	0
1	Iron & Steel	23	8	11	31	39
2	Timber & Logs	0	0	0	0	16
3	Tea & Coffee	0	0	0	0	0
4	Food Grains (excluding pulses)	0	0	0	0	0

5	Pulses	0	0	0	0	0
6	Sugar	0	0	0	0	0
7	Cement	0	26	0	0	0
8	Project Cargo	0	2	0	0	10
9	Fertilizer	0	0	0	0	0
10	Automobiles (Tonnes)	0	0	0	0	0
	(Nos.)	0	0	0	0	0
11	Others	32	24	29	53	45
<b>D</b>	<b>CONTAINER (Tonnes)</b>	5908	5955	5236	5357	5705
	(TEUs)	292632	301668	289953	298137	377220
<b>E</b>	<b>TRANSHIPMENT</b>		0	0	0	0
1	Container (Tonnes)	297	636	1226	917	699
	(TEUs)	18092	43381	78080	52334	52703
2	Others (Specify)*	0	0	0	0	0
	Total	<b>27307</b>	<b>24468</b>	<b>26024</b>	<b>27920</b>	<b>28006</b>
	<b>GRAND TOTAL (I+II)</b>	<b>34038</b>	<b>31503</b>	<b>34550</b>	<b>35255</b>	<b>36315</b>

## STATEMENT- 10

### COMMODITY WISE LOADED CARGO RECEIVED BY DIFFERENT MODES OF TRANSPORT

Port: COCHIN PORT AUTHORITY Year: 2023-24 (As on March 2024)

(in tonnes)

S.No.	Commodity	Received by Rail	Received by Road	Received by IWT	Received through Pipe line *	Total
1	POL (Crude)	0	0	0	0	0
2	POL (Products)	0	758	343239	4156248	4500244
3	LPG/LNG	0	0	0	0	0
4	Other Liquid Bulk	0	0	0	5377	5377
5	Iron Ore	0	0	0	0	0
6	Coking Coal	0	0	0	0	0
7	Thermal Coal	0	0	0	0	0
8	Fertilisers Finished	0	0	0	0	0
9	FRM Dry	0	0	0	0	0
10	Other Dry Bulk	0	0	0	0	0
11	Steel Products	0	0	0	0	0
12	Other Break Bulk	0	29708	0	0	29708
13	Containers	510	3060420	0	0	3060930
14	<b>All Commodities</b>	<b>510</b>	<b>3090886</b>	<b>343239</b>	<b>4161625</b>	<b>7596259</b>

\* : Into the Storage Farm Tanks in Port area

## STATEMENT- 11

### COMMODITY WISE UNLOADED CARGO DESPATCHED BY DIFFERENT MODES OF TRANSPORT

Port: COCHIN PORT AUTHORITY Year: 2023-24 (As on March 2024)

(in tonnes)

S.No.	Commodity	Despatched by Rail	Despatched by Road	Despatched by IWT	Despatched through Pipe line*	Total
1	POL (Crude)	0	0	0	17195449	17195449
2	POL (Products)	0	561206	343239	318066	1222510
3	LPG/LNG	0	0	0	1267730	1267730
4	Other Liquid Bulk	0	223103	322819	93231	639153
5	Iron Ore	0	0	0	0	0
6	Coking Coal	0	0	0	0	0
7	Thermal Coal	0	0	0	0	0
8	Fertilisers Finished	0	0	0	0	0
9	FRM Dry	0	0	189842	0	189842
10	Other Dry Bulk	0	977069	0	0	977069
11	Steel Products	0	39467	0	0	39467
12	Other Break Bulk	0	70080	0	0	70080
13	Containers	380	5690263			5690643
<b>14</b>	<b>All Commodities</b>	<b>380</b>	<b>7561188</b>	<b>855900</b>	<b>18874476</b>	<b>27291944</b>

\* From Storage Farm Tanks in Port area

## STATEMENT- 12

### COMMODITY WISE & CATEGORY WISE TRANSIT TRAFFIC OF OTHER COUNTRIES CARGO

Port: COCHIN PORT AUTHORITY Year: 2023-24 (As on March 2024)

(in '000 tonnes)

S.No.	Commodity	Unloaded	Loaded	Total
1	2	3	4	5
<b>A</b>	<b>LIQUID BULK</b>			
1	POL- Crude	16881.15	0	16881.15
2	POL-Products	292.48	312.61	605.09
3	LPG/LNG	1134.20	0	1134.20
4	Edible Oil	17.21	0	17.21
5	FRM-Liquid	262.37	0	262.37
6	Others	200.59	0	200.59
<b>B</b>	<b>DRY BULK</b>			
1	Iron Ore (All)			0
	(a) Pellets	0	0	0
	(b) Fine	0	0	0
2	Other Ores	0	0	0
3	Thermal Coal	0	0	0
4	Coking Coal	0	0	0
5	Other Coal	0	0	0
6	Fertilizer	0	0	0
7	FRM-Dry	189.84	0	189.84
8	Food Grains (excluding pulses)	0	0	0
9	Pulses	0	0	0
10	Sugar	0	0	0
11	Cement	0	0	0
12	Salt	0	0	0
13	Iron Scrap	0	0	0
14	Others	82.37	0	82.37

<b>C</b>	<b>BREAK BULK</b>			
1	Iron & Steel	39.47	0	39.47
2	Timber & Logs	15.82	0	15.82
3	Tea & Coffee	0	0	0
4	Food Grains (excluding pulses)	0	0	0
5	Pulses	0	0	0
6	Sugar	0	0	0
7	Cement	0	0	0
8	Project Cargo	9.61	0	9.61
9	Fertilizer	0	0	0
10	Automobiles (Tonnes)	0	0	0
	(Nos.)	0	0	0
11	Others	44.64	0.20	45
<b>D</b>	<b>CONTAINER (Tonnes)</b>	1714.42	2084.91	3799.33
	(TEUs)	181991	201240	383231
<b>E</b>	<b>TRANSHIPMENT</b>			
1	Container (Tonnes)	220.81	220.81	441.62
	(TEUs)	25235	25235	50470
2	Others (Specify)*	0	0	0
	<b>TOTAL (A+B+C+D+E)</b>	<b>21104.99</b>	<b>2618.53</b>	<b>23723.52</b>

## STATEMENT- 13 NUMBER AND TYPE OF CONTAINER HANDLED

Port: COCHIN PORT AUTHORITY Year: 2023-24 (As on March 2024)

(in nos.)

S.No.	Item	Type	20Ft. Nos.		40Ft. Nos.		Others		Total	
			Normal	Reefer	Normal	Reefer	Normal	Reefer	Normal	Reefer
1	2	3	4	5	6	7	8	9	10	11
<b>A</b>	<b>Loaded</b>	LCL	-	-	-	-	-	-	-	-
		FCL	61418	492	55417	12245	-	-	116835	12737
		Empty	101615	7	12025	705	-	-	113640	712
		<b>Total</b>	<b>163033</b>	<b>499</b>	<b>67442</b>	<b>12950</b>	<b>0</b>	<b>0</b>	<b>230475</b>	<b>13449</b>
<b>B</b>	<b>Unloaded</b>	LCL	-	-	-	-	-	-	-	-
		FCL	149308	41	45545	2082	-	-	194853	2123
		Empty	14365	476	21870	10666	-	-	36235	11142
		<b>Total</b>	<b>163673</b>	<b>517</b>	<b>67415</b>	<b>12748</b>	<b>0</b>	<b>0</b>	<b>231088</b>	<b>13265</b>
<b>C</b>	<b>Transhipment</b>	LCL	-	-	-	-	-	-	-	-
		FCL	38666	12	7230	2142	-	-	45896	2154
		Empty	16653	0	6991	8674	-	-	23644	8674
		<b>Total</b>	<b>55319</b>	<b>12</b>	<b>14221</b>	<b>10816</b>	<b>0</b>	<b>0</b>	<b>69540</b>	<b>10828</b>
<b>Grand Total (A+B+C)</b>			<b>382025</b>	<b>1028</b>	<b>149078</b>	<b>36514</b>	<b>0</b>	<b>0</b>	<b>531103</b>	<b>37542</b>

## STATEMENT- 14 CONTAINER CARGO AND TARE WEIGHT OF CONTAINERS HANDLED

Port: COCHIN PORT AUTHORITY    Year: 2023-24    (As on March 2024)

(in tonnes)

Item		Container Cargo	Tare Weight	Total (2+3)
1		2	3	4
1	Loaded	2493979	766937	<b>3260915</b>
2	Unloaded	4752120	767556	<b>5519675</b>
3	Transshipment	1147252	250994	<b>1398246</b>
<b>Total ( 1+2+3)</b>		<b>8393351</b>	<b>1785486</b>	<b>10178837</b>

# STATEMENT- 15 INLAND (LANDWARD) CONTAINER MOVEMENT- OUTGOING FROM PORT AFTER UNLOADING FROM SHIP

Port: COCHIN PORT AUTHORITY Year: 2023-24 (As on March 2024)

Mode	20'		40'		Others		Total(TEUs)					
	Loaded	Empty	Loaded	Empty	Loaded	Empty	Loaded	Empty				
1	2	3	4	5	6	7	8	9	10	11	12	13
<b>1. By Rail</b>												
(a) ICD												
No.	0	152	152	0	0	0	0	0	0	0	152	152
Tonnes.	0	380	380	0	0	0	0	0	0	0	380	380
(b) CFS												
No.												
Tonnes.												
(c) Others												
No.												
Tonnes.												
<b>2. By Road</b>												
(a) ICD												
No.												
Tonnes.												
(b) CFS												
No.												
Tonnes.												
(c) Others												
No.												
Tonnes.												
<b>3. By IWT</b>												
(a) ICD												
No.	149074	14617	163691	47240	32304	79544	0	0	0	243554	79225	322779
Tonnes.	4224711	42458	4267169	1289525	133569	1423093	0	0	0	5514236	176027	5690263
(b) CFS												
No.												
Tonnes.												
(c) Others												
No.												
Tonnes.												

# STATEMENT- 16 INLAND (LANDWARD) CONTAINER MOVEMENT- INCOMING TO THE PORT FOR LOADING ON TO THE SHIP

Port: COCHIN PORT AUTHORITY Year: 2023-24 (As on March 2024)

Mode	20'		40'		Others			Total(TEUs)				
	Loaded	Empty	Loaded	Empty	Loaded	Empty	Total	Loaded	Empty	Total		
1	2	3	4	5	6	7	8	9	10	11	12	13
<b>1. By Rail</b>												
(a) ICD												
No.	0	204	204	0	0	0	0	0	0	0	204	204
Tonnes.	0	510	510	0	0	0	0	0	0	0	510	510
(b) CFS												
No.												
Tonnes.												
(c) Others												
No.												
Tonnes.												
<b>2. By Road</b>												
(a) ICD												
No.												
Tonnes.												
(b) CFS												
No.												
Tonnes.												
(c) Others												
No.												
Tonnes.												
<b>3. By IWT</b>												
(a) ICD												
No.												
Tonnes.												
(b) CFS												
No.												
Tonnes.												
(c) Others												
No.												
Tonnes.												
	61635	101346	162981	67274	12498	79772	0	0	0	196183	126342	322525
	1190457	253052	1443509	1560805	56107	1616912	0	0	0	2751262	309158	3060420

## STATEMENT- 17 PERFORMANCE OF MAJOR PORT

Port: COCHIN PORT AUTHORITY Year: 2023-24 (As on March 2024)

Sl. No	Item	Dry Bulk		Liquid Bulk	Break Bulk	Container	All
		Mech.	Conv.				
<b>1</b>	<b>No. of Vessels Sailed- (Total No.)</b>	<b>48</b>	<b>7</b>	<b>537</b>	<b>28</b>	<b>653</b>	<b>1273</b>
a)	At Berth- (No.)	48	7	537	28	653	1273
(i)	Overseas	5	3	252	27	350	637
(ii)	Coastal	43	4	285	1	303	636
b)	At Stream- (No.)						0
<b>2</b>	<b>Total Cargo Traffic Handled - (Tonnes)</b>	<b>9,44,930</b>	<b>2,21,982</b>	<b>2,48,30,462</b>	<b>1,39,255</b>	<b>1,01,78,837</b>	<b>3,63,15,466</b>
a)	At Berth - (Tonnes)	9,44,930	2,21,982	2,48,30,462	1,39,255	1,01,78,837	3,63,15,466
<b>3</b>	<b>Pre Berthing Waiting Time(Hrs)-Total</b>	<b>492.28</b>	<b>97.45</b>	<b>4890.40</b>	<b>71.46</b>	<b>3012.63</b>	<b>8564.22</b>
a)	Pre Berthing Waiting Time(Hrs)-Port a/c	0.00	0.00	0.00	0.00	0.00	0.00
b)	Pre Berthing Waiting Time(Hrs)-Non Port a/c	492.28	97.45	4890.40	71.46	3012.63	8,564
<b>4</b>	<b>Working Time (Hrs)</b>	<b>2232.02</b>	<b>530.08</b>	<b>13365.53</b>	<b>1346.72</b>	<b>7719.86</b>	<b>25,194.21</b>
<b>5</b>	<b>N.W Time at working berth (Hrs)-Total</b>	<b>583.50</b>	<b>221.38</b>	<b>5292.32</b>	<b>613.85</b>	<b>1919.94</b>	<b>8630.99</b>
a)	N.W Time at working berth(Hrs)-Port a/c	0.00	0.00	0.00	0.00	995.23	995.23
b)	N.W Time at working berth(Hrs)-N.P a/c	583.50	221.38	5292.32	613.85	924.71	7,635.76
<b>6</b>	<b>Time at Non working berth (Hrs)-Total</b>	<b>400.00</b>	<b>0.00</b>	<b>4207.67</b>	<b>76.28</b>	<b>908.18</b>	<b>5592.13</b>
a)	Time at Non working berth(Hrs)-Port a/c	0.00	0.00	0.00	0.00	0.00	0.00
b)	Time at Non working berth(Hrs)-N.P a/c	400.00	0.00	4207.67	76.28	908.18	5,592.13
<b>7</b>	<b>Navigation Time (Hrs)-Total</b>	<b>178.36</b>	<b>27.83</b>	<b>2079.04</b>	<b>94.74</b>	<b>2509.00</b>	<b>4888.97</b>
a)	Inward Movement (Hrs)	96.24	15.71	1080.75	49.32	1277.93	2,519.95
b)	Outward Movement (Hrs)	82.12	12.12	998.29	45.42	1231.07	2,369.02
<b>8</b>	<b>Shifting Time</b>	<b>7.58</b>	<b>1.45</b>	<b>144.67</b>	<b>8.99</b>	<b>8.64</b>	<b>171.33</b>
<b>9</b>	<b>Turn Round Time (Hrs)-Total (Pilot Boarding to De-boarding)</b>	<b>3352.74</b>	<b>773.57</b>	<b>24075.69</b>	<b>2065.72</b>	<b>12249.84</b>	<b>42517.56</b>
a)	Turn Round Time (Hrs)-Port a/c	2369.24	552.19	14575.70	1375.59	10416.95	14,714
b)	Turn Round Time (Hrs)-N.P a/c	983.50	221.38	9499.99	690.13	1832.89	3,728

Note : N.W - Non Working

N.P a/c - Non Port a/c

Mech. - Mechanically Handled

Conv. - Conventionally Handled

## STATEMENT- 18 PERFORMANCE OF MAJOR PORT

Port: COCHIN PORT AUTHORITY Year: 2023-24 (As on March 2024)

S. No.	Item	Container	Break Bulk Bulk	Dry Bulk		Liquid Bulk	Total
				Mechanical	Conventional		
1	2	3	4	5	6	7	8
1	Number of Cargo Ships sailed	653	28	48	7	537	<b>1273</b>
2	Cargo handled (in tonnes)	1,01,78,837	1,39,255	9,44,930	2,21,982	2,48,30,462	<b>3,63,15,466</b>
3	Average Parcel Size (in tonnes)	15,652	3,962	20,061	31,711	46,696	<b>28745</b>
4	Average Turn Round Time (in Hrs)	18.76	73.78	69.85	110.51	44.83	<b>33.40</b>
5	Average Stay at Working Berth (in Hrs)	14.76	70.02	58.66	107.35	34.74	<b>26.57</b>
6	Average Pre-berthing Waiting Time (in Hrs)	4.61	2.55	10.26	13.92	9.11	<b>6.73</b>
	(a) Port Account	0.00	0.00	0.00	0.00	0.00	<b>0.00</b>
	(b) Non Port Account	4.61	2.55	10.26	13.92	9.11	<b>6.73</b>
7	Average Non-working Time (in Hrs)	2.94	21.92	12.16	31.63	9.86	<b>6.78</b>
	(a) Port Account	1.52	0.00	0.00	0.00	0.00	<b>0.78</b>
	(b) Non Port Account	1.42	21.92	12.16	31.63	9.86	<b>6.00</b>
8	Percentage of Non-working Time at Working Berth (in Hrs)	18	30	18	29	23	<b>22</b>
9	Average Output Per Ship berthdays	25,447	1,358	8,208	7,090	32,255	<b>25,963</b>

Note: Non-Cargo Vessels like bunkering, naval, repair and survey vessels are excluded.

## STATEMENT- 19 DISTRIBUTION OF PRE-BERTHING WAITING TIME

Port: COCHIN PORT AUTHORITY Year: 2023-24 (As on March 2024)

(in Hrs.)

S.No	Item	Container		Break Bulk	Dry Bulk		Liquid Bulk	Total
		Cellular	Combination		Mechanical	Conventional		
1	2	3	4	5	6	7	8	9
<b>A</b>	<b>Port Account</b>							
1	Non-Availability of							
	(i) Berth							0.00
	(ii) Tug Craft							0.00
	(iii) Pilot							0.00
2	Strike/Stoppage							0.00
3	Night Navigation Restriction							0.00
4	Draft Restriction							0.00
5	Others							0.00
<b>B</b>	<b>Non-Port Account</b>							
1	Ships Account							0.00
2	Shippers Account							0.00
3	Agents Option	3012.63		71.46	492.28	97.45	4890.40	8564.22
4	Want of Ullage							0.00
5	Documents not ready							0.00
6	Tidal Restrictions							0.00
7	Weather Restriction							0.00
8	Want of Cargo							0.00
9	Labour Holidays/Recess							0.00
10	Power Failure							0.00
11	Cargo Lashing							0.00
12	Others							0.00
<b>Total</b>		<b>3012.63</b>	<b>0.00</b>	<b>71.46</b>	<b>492.28</b>	<b>97.45</b>	<b>4890.40</b>	<b>8564.22</b>

## STATEMENT- 20 DISTRIBUTION OF NON-WORKING TIME AT WORKING BERTH

Port: COCHIN PORT AUTHORITY Year: 2023-24 (As on March 2024)

(in Hrs.)

S. No.	Item	Container		Break Bulk	Dry Bulk		Liquid Bulk	Total
		Cellular	Combination		Mechanical	Conventional		
1	2	3	4	6	7	8	9	11
<b>A</b>	<b>Port Account</b>							
(a)	<b>Working Berth</b>							
1	Non-Availability of Equipment	0	0	0	0	0	0	<b>0.00</b>
2	Equipment Breakdown	87.00	0	0	0.00	0	0	<b>87.00</b>
3	Absence of workers	0	0	0	0	0	0	<b>0</b>
4	Strike/Stoppage	0	0	0	0	0	0	<b>0</b>
5	Shed Congestion	0	0	0	0	0	0	<b>0</b>
6	Power Failure	95.00	0	0	0	0	0	<b>95.00</b>
7	Hatch opening/ closing	0	0	0	0	0	0	<b>0.00</b>
8	Labour Holidays	0	0	0	0	0	0	<b>0</b>
9	Night Navigation Restrictions	0	0	0	0	0	0	<b>0</b>
10	Others	1200.20	0	0	0	0.00	0.00	<b>1200.20</b>
(b)	Time spent at Non-working berth	0	0	0	0	0	0	<b>0</b>
<b>B</b>	<b>Non-Port Account</b>							

(a)	Working Berth							
1	Ships account	370.75	0	65.00	140.73	30.00	855.26	<b>1461.74</b>
2	Shippers account	400.53	0	60.34	0	0	1660.05	<b>2120.92</b>
3	Agents option	250.46	0	55.00	200.34	61.44	0.00	<b>567.24</b>
4	Absence of non-port workers	0	0	0	0	0	0	<b>0</b>
5	For want of cargo	0	0	0	0	0	0	<b>0</b>
6	Departure Formalities	0	0	50.21	250.54	0	1500.78	<b>1801.53</b>
7	Weather restriction	0.00	0	140.00	94.34	150.64	90.10	<b>475.08</b>
8	Holiday	0	0	0	0	0	0	<b>0</b>
9	Lack of Storage / silos	0	0	0	0	0	0	<b>0</b>
10	User equipment repair	0	0	0	100.21	0	45.00	<b>145.21</b>
11	Shore Clearance	0	0	0	0	0	0	<b>0</b>
12	Others	200.65	0	85.00	200.54	65.49	125.40	<b>677.08</b>
(b)	Time spent at Non-working berth	908.18	0	76.28	400.00	0.00	4207.67	<b>5592.13</b>
	<b>Total</b>							
(a)	Working berth[A(a)+B(a)]	2604.59	0	455.55	986.70	307.57	4276.59	<b>8631.00</b>
(b)	Non-working berth [A(b)+B(b)]	908.18	0	76.28	400.00	0.00	4207.67	<b>5592.13</b>

[Ports may publish data as per their importance of reasons. However information as per the format is to be uniformly provided to TRW & IPA.]

## STATEMENT- 21 COMMODITY-WISE PERFORMANCE INDICATORS

Port: COCHIN PORT AUTHORITY Year: 2023-24 (As on March 2024 )

S. No	Commodity	No. of Vessels Sailed	Cargo handled (Sailed Vessels) (Tons)	Turn Round Time (Days)		Pre-berthing Detention (Days)		Stay at Working Berth (Days)		
				Total	Time spent on non-port a/c reasons	Total	Non-port a/c reasons	Total	Working Time	Non-working Time
1	2	3	4	5	6	7	8	9	10	11
1	POL (Crude)	139	17195449	245.73	102.46	58.15	58.15	197.25	144.15	53.10
2	POL (Products)	289	5967817	601.56	213.03	114.69	114.69	438.46	299.71	138.76
3	LPG/LNG	31	1267730	61.77	22.85	5.67	5.67	56.93	32.15	24.78
4	Other Liquid Bulk	78	644528	94.02	57.50	25.23	25.23	85.09	80.89	4.20
5	Iron Ore	0	0	0	0.00	0.00	0.00	0.00	0.00	0.00
6	Coking Coal	0	0	0	0.00	0.00	0.00	0.00	0.00	0.00
7	Thermal Coal	0	0	0	0.00	0.00	0.00	0.00	0.00	0.00
8	Fertilisers & FRM	5	189842	52.72	4.56	11.47	11.47	45.10	15.46	29.64
9	Other Dry Bulk	50	995067	119.22	45.64	13.13	13.13	103.64	99.63	4.01
10	Steel Products	10	39467	24.89	10.27	1.05	1.05	22.81	20.04	2.77
11	Other Break Bulk	18	71471	61.21	18.49	1.94	1.94	58.69	36.07	22.62
12	Containers	653	10221060	510.41	76.37	125.53	125.53	401.86	321.66	80.20
	All Commodities	1273	36592431	1771.53	551.16	356.86	356.86	1409.83	1049.76	360.07

## STATEMENT- 22 COMMODITY-WISE PERFORMANCE INDICATORS

Port: COCHIN PORT AUTHORITY Year: 2023-24 (As on March 2024 )

S. No.	Commodity	No. of Vessels Sailed	Cargo handled (Sailed Vessels) (Tons)	Average Turn Round Time (Days)	Average Pre-berthing Waiting Time (Days)	Average Output per Ship Berth Day (Tonnes)
1	2	3	4	5	6	7
1	POL (Crude)	139	17195449	1.77	0.42	87175
2	POL (Products)	289	5967817	2.08	0.40	13611
3	LPG/LNG	31	1267730	1.99	0.18	22268
4	Other Liquid Bulk	78	644528	1.21	0.32	7575
5	Iron Ore	0.00	0.00	0.00	0.00	0.00
6	Coking Coal	0.00	0.00	0.00	0.00	0.00
7	Thermal Coal	0.00	0.00	0.00	0.00	0.00
8	Fertilisers Finished & FRM Dry	5	189842	10.54	2.29	4209
9	Other Dry Bulk	50	995067	2.38	0.26	9602
10	Steel Products	10	39467	2.49	0.11	1730
11	Other Break Bulk	18	71471	3.40	0.11	1218
12	Containers	653	10221060	0.78	0.19	25447
	All Commodities	1273	3,65,92,431	1.39	0.28	25963

## STATEMENT- 23 BERTH OCCUPANCY

Port: COCHIN PORT AUTHORITY Year: 2023-24 (As on March 2024)

(in Hrs.)

Sl. No.	Berth	No. of Days		Percentage of Occupancy
		Available	Occupied	
1	Q1	330	197.19	60
2	Q2	330	31.00	9
3	Q3	330	0.00	0
4	Q4	330	171.22	52
5	Q5	330	188.17	57
6	Q6	330	169.2	51
7	Q7	330	144.01	44
8	Q8	330	108.05	33
9	Q9	330	191.28	58
10	Q10	330	136.51	41
11	BTP	330	187.76	57
12	NCB	330	116.56	35
13	COT	330	175.55	53
14	NTB	330	89.04	27
15	STB	330	0.00	0
16	SCB	330	74.46	23
17	SPM	330	217.56	66
18	LNG	330	23.87	7
19	V2	330	200.04	61
20	V3	330	230.76	70
21	MULT	330	39.92	12
22	UTL	330	1372.49	100*
<b>Grand Total</b>		<b>7260</b>	<b>4064.64</b>	<b>56</b>

\*Berth Occupied by Multiple Vessels

## STATEMENT- 24 AVAILABILITY OF CARGO HANDLING EQUIPMENTS

Port: COCHIN PORT AUTHORITY

Year: 2023-24

(As on March 2024 )

S. No.	Description of Equipment	Number of Equipment	Required to meet the Traffic		Short Supply Due to (Percentage)				Number of Unit Over-hauled	Number of Unit underwent Major Repair	Remarks
			Average Demand per day (No.)	Average Supply per day (No.)	Absentism of Staff	Shortage of Equipment	Equipment Break Down	Stoppage of work			
1	Harbour Mobile Crane	1 No.	1 No.	1 No.	Nil	Nil	0.00%	Nil	6.90%	Nil	Availability= 93.09%
2	Fork Lift Trucks	6 Nos.	6 Nos.	6 Nos.	Nil	Nil	0.18%	Nil	4.26%	Nil	Availability= 95.56%
3	Reach Stacker	1 No.	1 No.	1 No.	Nil	Nil	0.10%	Nil	0.00%	Nil	Availability= 95.66%

# STATEMENT- 25 SHORE LABOUR PRODUCTIVITY

(As on March 2024 )

Year: 2023-24

Port: COCHIN PORT AUTHORITY

Sl No.	Datum Line and Cargo	No. of hooks worked	Hooks hrs worked	Effective hooks hrs worked	Man hrs worked	Effective man hrs worked	Tonnage Handled (In Tonnes)	Average Productivity (Tonnes)				
								Per hook	Per hook hour	Per effective hook hour	Per man hour	Per effective man hour
1	2	3	4	5	6	7	8	9	10	11	12	13
A	Unloaded											
1	ALUMINA IN JUMBO BAGS	176	1417	1236	5338	4670	43901	249	31	36	8	9
2	CLINKER IN BULK	71	564	519	864	796	42451	598	75	82	49	53
3	DEFENCE CARGO	1	7	4	94	50	6	6	1	2	0	0
4	IL MINITE SAND	69	550	522	906	861	39915	578	73	76	44	46
5	METALS & METAL PRODUCTS	71	566	504	2071	1811	39467	556	70	78	19	22
6	SALT IN BULK	149	1190	1101	2630	2480	139616	937	117	127	53	56
7	PROJECT CARGO	3	21	21	21	21	1938	646	91	91	92	92
8	TIMBER LOGS	76	602	563	1116	1044	15816	208	26	28	14	15
9	IMO CARGO	3	21	18	85	70	767	256	36	42	9	11
10	OTHER BREAK BULK	1	7	3	80	34	8	8	1	3	0	0
	<b>Total(A)</b>	<b>620</b>	<b>4945</b>	<b>4492</b>	<b>13203</b>	<b>11837</b>	<b>323885</b>	<b>522</b>	<b>65</b>	<b>72</b>	<b>25</b>	<b>27</b>
B	Loaded											
1	IMO CARGO	2	14	9	94	89	87	44	6	9	1	1
	<b>Total(B)</b>	<b>2</b>	<b>14</b>	<b>9</b>	<b>94</b>	<b>89</b>	<b>87</b>	<b>44</b>	<b>6</b>	<b>9</b>	<b>1</b>	<b>1</b>
	<b>Grand Total (A+B)</b>	<b>622</b>	<b>4960</b>	<b>4501</b>	<b>13297</b>	<b>11926</b>	<b>323972</b>	<b>521</b>	<b>65</b>	<b>72</b>	<b>24</b>	<b>27</b>

## STATEMENT- 26 DOCK LABOUR PRODUCTIVITY

Port: COCHIN PORT AUTHORITY Year: 2023-24 (As on March 2024 )

Sl. No.	Commodities	No. of hooks worked	Hook Hrs/ Effective hooks hrs worked	Man hrs/ Effective man hrs worked	Tonnage Handled (In Tonnes)	Average Productivity (Tonnes)		
						Per hook	Per man hour	
<b>A. Break Bulk</b>								
1	ALUMINA IN JUMBO BAGS	176	1236	4670	43901	249	36	9
2	OTHER BREAK BULK	2	5	36	79	39	15	2
3	DEFENCE CARGO	1	4	50	6	6	2	0
4	IMO CARGO	4	26	157	783	196	31	5
5	METALS & METAL PRODUCTS	71	504	1811	39467	556	78	22
6	PROJECT CARGO	3	21	21	1938	646	91	92
7	TIMBER LOGS	76	563	1044	15816	208	28	15
	<b>Total (A)</b>	<b>333</b>	<b>2359</b>	<b>7789</b>	<b>101990</b>	<b>306</b>	<b>43</b>	<b>13</b>
<b>B. Dry Bulk</b>								
1	CLINKER IN BULK	71	519	796	42451	598	82	53
2	ILMINITE SAND	69	522	861	39915	578	76	46
3	SALT IN BULK	149	1101	2480	139616	937	127	56
	<b>Total (B)</b>	<b>289</b>	<b>2142</b>	<b>4137</b>	<b>221982</b>	<b>768</b>	<b>104</b>	<b>54</b>
	<b>Total(A+B)</b>	<b>622</b>	<b>4501</b>	<b>11926</b>	<b>323972</b>	<b>521</b>	<b>72</b>	<b>27</b>

# STATEMENT - 27 AVAILABILITY & UTILIZATION OF EQUIPMENTS (Other than container handling)

Port: COCHIN PORT AUTHORITY

Year: 2023-24

(As on March 2024)

S.No.	Item	Mobile Crane	Wharf Crane	Fork Lift Truck	Pay loaders	Tractor/ Trailer	Locomotive	Others (Mobile Harbour Crane)
1	No. of Equipment			6				1
2	Capacity of Equipment (No. with Unit)			5 Nos. of 3T capacity & 1 No. of 5T capacity				40T
3	Total No. of Gross Hrs available (No. of Days x No. of Equipment x 24#)			31207.50				8712
4	Not available Hrs due to:			1607.50				600
	(i) Overhaul & maintenance			1050				600
	(ii) Break down			557.75				0
	(iii) Holidays & Offtime							
	(iv) Others							
5	Net available working Hrs. (3-4)			29599.75				8112
6	% Availability (7/3)x100			95.56				93.09
7	Actual working Time			25051.50				483
8	% Utilisation on the basis of:							
	(a) Gross Available Hrs. (7/3)x100			43.61				5.50
	(b) Net Available Hrs. (7/5)x100			95.56				93.09
9	Utilisation Norms			35%				35%

Note:-

1. No. of Days: No. of Days the dock is working
2. No. of Equipment: All Equipment available with the Deptt.
3. Overhaul & maintenance: Preventive maintenance and periodical overhauls only.
4. Breakdown: The equipment is not working for more than 15 minutes.  
#: If the port is working in two shifts, then 16 hours may be considered instead of 24 hours.

# STATEMENT- 28 AVAILABILITY & UTILIZATION OF CONTAINER HANDLING EQUIPMENT

Port: COCHIN PORT AUTHORITY

Year: 2023-24

(As on March 2024)

S. No.	Item	Quay side Gantry Crane	Rubber Tyred Gantry Crane	Rail mounted Gantry Crane	Tata P & H Crane	Top Lift Truck	Fork Lift Truck/Front End Loader	Reach Truck	Tractor Trailer
1	2	3	4	5	6	7	8	9	10
1	Fleet Strength	6	19				3	2	
	Capacity/Equipment	65	40				8	40	
2	Total possible equipment Hrs (24@ X No. of Days X No. of Equipment's)	52560	166440				26280	17520	
3	Hrs lost due to scheduled maintenance	2063	6220.13				847.5	335.67	
4	Hrs lost under break down	176.85	415.42				88.22	57.42	
5	Hrs lost due to recess	0	0				0	0	
6	Actual equipment available (2-(3+4+5)) Hrs.	50320.15	159804.45				25344.28	17126.91	
7	% Availability (6/2)*100	95.74	96.01				96.44	97.76	
8	Hrs actually worked during the month	23306.00	80921.00				9550.00	10354.00	
9	% Utilisation on the basis of								
(a)	Availability Hrs. (8/6)*100	46.32	50.64				37.68	60.45	
(b)	Total possible Equipment Hrs. (8/2)*100	44.34	48.62				36.34	59.10	
10	Utilisation Norms								

Definitions:

1. No. of Days : No. of Days the dock is working
  2. No. of Equipment : All Equipment available with the Dept.
  3. Scheduled maintenance : Preventive maintenance and periodical overhauls only
  4. Recess : Meal Breaks notified by the Port
  5. Breakdown : The equipment is not working for more than 15 mts.
- @ : if the port is operating in two shifts, then 16 hours may be considered.

## STATEMENT- 29

### PERFORMANCE OF CONTAINER HANDLING EQUIPMENT

Port: COCHIN PORT AUTHORITY Year: 2023-24 (As on March 2024)

S.No.	Item	Quayside Gantry Crane	Rail mounted Gantry Crane	RTG Crane
1	2	3	4	5
1	Total No. of Equipment	6	-	19
2	Total No. of Shifts worked	730	-	730
3	Total No. of Equipment working hrs. (Completion time-commencement time)	23306	-	80921
4	Total No. of Containers Handled	568546	-	887924
5	No. of Containers Handled per working hour (4/3)	24.39	-	10.97
6	Total Idle time	7365	-	38534.48
7	Total No. of hrs. actually worked (3-6)	15941	-	42386.52
8	Total No. of Containers Handled per actual worked hour (4/7)	35.67	-	20.95

## STATEMENT-30 PERFORMANCE OF DREDGER

(As on March 2024 )

Year: 2023-24

Port: COCHIN PORT AUTHORITY

S. No.	Particulars	Unit	Name of Dredger (s)		Remarks
			GHD NS (Port Dredger)	DCI'DREDGE-VIII/ XV/XVI/XIX/XI' (Hired)	
1	2	3	4	5	6
1	Quantity dredged	Lakh m <sup>3</sup>	4.49	245.35	Dredging for maintenace of the channels and basins in Cochin Port for the year 2023-24 was carried out by DCIL, on contract (Lumpsum). The dredging was done by deploying two TSH dredgers continuously throughout the year. Total quantity of material dredged and disposed during the year 2023-24 IS 245.35 Lakh cum.(at a density of 1.30t/cum.) The Lumpsum contract amount for the year 2023-24 was Rs. 122.50 crores. The contract for the year 2021-22 extended for two years in 2 spells of one year each as per the same terms, conditions and rate.
2	Working days	Days	229	365	
3	Non-Working days			-	
	a) Sunday & Holidays	Days	73	-	
	b) Dry-docking	Days	Nil	-	
	c) Over-haul	Days	10	-	
	d) Repairs, Maintenance & Bunkering	Days	28	-	
	e) Bad Weather	Days	0	-	
	f) Crew shortage	Days	26	-	
	g) Others	Days	Nil	-	
4	Total Days (2+3)	Days	366	-	
5	Quantity dredged per working day		1500/3000	-	
6	Rate per Cu.m. of dredging	Rs.	587	-	
	a) Including depreciation & Interest	Rs.	N A	NA	
	b) Excluding depreciation & Interest	Rs.	N A	NA	

Rate of maintenance dredging based on Lumpsum amount quoted and estimated quantity of 24 Million cum. is Rs. 51.04 / cum.

## STATEMENT- 31 NUMBER, TYPE AND SIZE OF SHIPS SAILED

Port: COCHIN PORT AUTHORITY Year: 2023-24 (As on March 2024)

S.No.	Category of Ships	No. of ships sailed	NRT	GRT	DWT
<b>A</b>	<b>Cargo Operation</b>				
<b>1</b>	Container	653	10975967	20695652	23157559
	(a) Cellular	653	1,09,75,967	2,06,95,652	2,31,57,559
	(b) Combination				
<b>2</b>	Break Bulk	28	1,12,832	2,47,432	3,38,548
<b>3</b>	Dry Bulk				
	(a) Mechancial	48	3,43,178	7,94,381	10,79,286
	(b) Conventional	7	1,20,872	1,98,691	2,98,613
<b>4</b>	Liquid Bulk	537	1,30,58,869	2,45,53,704	3,66,90,086
<b>5</b>	Lash	0	0	0	0
<b>6</b>	Ro-Ro	0	0	0	0
	<b>Total</b>	<b>1273</b>	<b>2,46,11,718</b>	<b>4,64,89,860</b>	<b>6,15,64,092</b>
<b>B</b>	Passenger Carriers	300	4,74,427	12,82,985	5,96,346
<b>C</b>	Others	157	18,00,446	29,02,901	9,43,610
	<b>Grand Total</b>	<b>1730</b>	<b>2,68,86,591</b>	<b>5,06,75,746</b>	<b>6,31,04,048</b>

## STATEMENT-32 PASSENGER TRAFFIC AT MAJOR PORT

Port: COCHIN PORT AUTHORITY      Year: 2023-24      (As on March 2024 )  
(In Nos)

Year	Cruise-Foreign					Cruise-Coastal					Passenger (UTL)		
	No.of Ships	Pax on Arrival	Pax Embarked	Pax Disembarked	Total Pax handled	No.of Ships	Pax on Arrival	Pax Embarked	Pax Disembarked	Total Pax handled	Pax Embarked	Pax Disembarked	Total Pax handled
2019-20	44	61352	6555	6417	67907	0	0	0	0	0	113137	98660	211797
2020-21	0	0	0	0	0	0	0	0	0	0	17640	22922	40562
2021-22	0	0	0	0	0	9	6106	7898	3145	14004	61829	53411	115240
2022-23	16	6008	337	90	6345	15	15842	14216	11027	30058	77105	73310	150415
2023-24	25	18462	2381	3016	20843	17	16852	15220	10380	32072	105526	96870	202396

## STATEMENTS-33 ACCIDENTS AT MAJOR PORT

Port: COCHIN PORT AUTHORITY

Year: 2023-24

(As on March 2024 )  
(In Nos)

S. No.	Causation	Fatal		Non-Fatal		Total	
		Port area	Non-Port area	Port area	Non-Port area	Port area	Non-Port area
1	2	3	4	5	6	7	8
1	Persons falling	Nil	Nil	2	2	4	Nil
2	Falling of objects	Nil	Nil	1	Nil	1	Nil
3	Stepping on, striking against or struck by objects	Nil	Nil	Nil	Nil	Nil	Nil
4	Caught in between objects	Nil	Nil	Nil	Nil	Nil	Nil
5	Over-exertion or wrong movements	Nil	Nil	Nil	Nil	Nil	Nil
6	Exposer to or contact with extreme temperature	Nil	Nil	Nil	Nil	Nil	Nil
7	Explosions	Nil	Nil	Nil	Nil	Nil	Nil
8	Exposure to or contact with harmful substances including radiation	Nil	Nil	Nil	Nil	Nil	Nil
9	Other cases	Nil	Nil	Nil	Nil	Nil	Nil
	<b>Total</b>	<b>Nil</b>	<b>Nil</b>	<b>3</b>	<b>2</b>	<b>5</b>	<b>Nil</b>

## STATEMENT- 34 EMPLOYMENT AT MAJOR PORT

### A. EMPLOYMENT AT MAJOR PORT

Port: COCHIN PORT AUTHORITY Year: 2023-24 (As on March 2024)

Officers Class I	Non-Cargo Handling Workers			Cargo Handling Workers Other than Shore Workers			Shore Worker	Casual Worker	Total
	Class II	Class III	Class IV	Class III	Class IV	Class IV			
2	3	4	5	6	7	8	9	10	
82	437	27	132	114	0	0	0	873	

### B. EMPLOYMENT AT DOCK LABOUR BOARDS OF MAJOR PORT

Port: COCHIN PORT AUTHORITY Year: 2023-24 (As on March 2024)

Class I	DLB Employment			Dock Workers			Grand Total
	Class II	Class III	Class IV	Registered	Listed	Others	
1	2	3	4	6	7	8	10
NIL							

### C. MANDAYS LOST AT MAJOR PORT

Port: COCHIN PORT AUTHORITY Year: 2023-24 (As on March 2024)

Mandays Employed				Mandays Lost			Mandays Lost per 1000 Mandays Employed		
PE	DE	Total	Reason	PE	DE	Total	PE	DE	Total
1	2	3	4	5	6	7	8	9	10
NIL									

PE: Port Employee/Worker

DE: DLB Employee/Worker

## STATEMENT- 35

### INCOME & EXPENDITURE OF MAJOR PORT

Port: COCHIN PORT AUTHORITY Year: 2023-24 (As on March 2024)  
(Rs. In Crores)

S.No	Head	2023-24	2022-23
1	2	3	4
1	Income		
A	Operating Income		
a	Cargo handling(excluding royalty income)		
	(i) Petroleum, Oil and lubricants	131.27	103.30
	(ii) Others	36.62	29.13
b	Vessel related income	450.17	369.73
c	Railway earning	-	-
B	Estate Income	131.94	119.18
2	Expenditure		
A	Operating Expenditure		
a	Cargo handling		
	(i) Petroleum, Oil & Lubricants	7.89	7.84
	(ii) Others	40.06	41.71
b	Vessel related expenditure	220.09	238.53
c	Railway expenditure	-	-
B	Estate & Non-operating Expenditure	147.78	137.36
3	Operating Surplus (1A-2A)	350.02	214.08
4	Finance & Miscellaneous Income	47.81	63.67
5	Royalty Income	166.62	142.23
6	Finance & Miscellaneous Expr	529.76	395.96
7	Total Income(1+4+5)	964.43	827.23
8	Total Expenditure(2+6)	945.58	821.40
9	Net Surplus (7-8)	18.85	5.83

Note:- 1. Operating Expenditure to be apportioned as recommended in concepts and definitions.  
2. Operating Income and expenditure of all commodities whose share in total cargo handled is more than 15% is to be separately furnished. For remaining commodities, information may be included in others.

## STATEMENT- 36

### APPLICATION OF FUNDS & OTHER FINANCIAL STATISTICS

Port: COCHIN PORT AUTHORITY Year: 2023-24 (As on March 2024)  
(Rs. In Crores)

S.No	Head	2023-24	2022-23
1	2	3	4
<b>A</b>	<b>Fixed Operating Assets (Net Block)</b>		
a	Cargo handling & storage	137.71	143.50
b	Port & dock facilities	92.64	98.78
c	Railway	-	-
d	Estate (Operating assets)	32.85	34.28
e	Management & General Administration	82.47	81.74
	<b>Total Net Block</b>	<b>345.67</b>	<b>358.31</b>
<b>B</b>	<b>Capital Work in Progress</b>	0.68	1.71
<b>C</b>	<b>Investments*</b>	<b>79.05</b>	<b>67.90</b>
<b>D</b>	<b>Current Assets</b>	<b>298.89</b>	<b>271.80</b>
<b>E</b>	<b>Current Liabilities</b>	<b>598.07</b>	<b>585.98</b>
<b>F</b>	<b>Net Current Assets (D-E)</b>	<b>-299.18</b>	<b>-314.18</b>
<b>G</b>	<b>Capital Expenditure under PPP</b>		
a	By Port		
	(i) For land acquisition		0
	(ii) Other capital expenditure		0
b	By Private operators)		
	(i) For land acquisition		
	(ii) Other capital expenditure	5583.68	5305.92
<b>H</b>	<b>Capital Employed (Net)</b>	<b>46.48</b>	<b>41.78</b>

\* Investments excluding Statutory investments like PF, Pension, Gratuity, Leave encashment etc.

## STATEMENT- 37

### OPERATING EXPENDITURE BY HEAD OF EXPENDITURE

Port: COCHIN PORT AUTHORITY Year: 2023-24 (As on March 2024)  
(Rs. In Crores)

S.No	Head	2023-24	2022-23
1	2	3	4
<b>A</b>	<b>Operating expenditure</b>		
1	Salaries & wages	157.17	150.09
2	Stores	27.83	30.63
3	Operation/Maintenance	162.94	181.20
4	Electricity	28.67	26.03
5	Depreciation	16.75	17.51
6	Security	12.28	12.66
7	Medical	2.93	2.78
8	Office administration	7.25	4.55
9	Other expenditure		
	<b>Total Operating expenditure</b>	<b>415.82</b>	<b>425.44</b>
<b>B</b>	<b>Management and General Administration expenditure as per PL Account</b>	<b>124.21</b>	<b>115.79</b>

## STATEMENT- 38

### FINANCIAL DATA OF PRIVATE TERMINAL OPERATOR

Name of Terminal Operator :

**INDIA GATEWAY TERMINAL PRIVATE LIMITED**

Port: COCHIN PORT AUTHORITY Year: 2023-24 (As on March 2024)

(Rs. In Crores)

S.No	Head	2023-24	2022-23
1	2	3	4
<b>1</b>	<b>Operating Income</b>		
a	Cargo handling(excluding royalty income)	424.21	375.57
b	Vessel related income	-	-
	<b>Total Operating Income</b>	<b>424.21</b>	<b>375.57</b>
<b>2</b>	<b>Operating Expenditure</b>		
a	Cargo handling	308.49	336.10
b	Vessel related expenditure	-	-
	<b>Total Operating Expr</b>	<b>308.49</b>	<b>336.10</b>
<b>3</b>	<b>Total Income(1)</b>	424.21	375.57
<b>4</b>	<b>Total Expenditure(2)</b>	308.49	336.10
<b>5</b>	<b>Capital Expenditure under PPP</b>	277.76	16.86
	(i) For land acquisition	-	-
	(ii) Other capital expenditure	277.76	16.86
<b>6</b>	<b>Net Capital Employed</b>	82.97	0.54

- Note:-
1. Operating expenditure to be apportioned as recommended in concepts and definitions.
  2. Separate data for each terminal operator at a Major Port be furnished.

## STATEMENT- 39 FINANCIAL INDICATORS

Port: COCHIN PORT AUTHORITY Year: 2023-24 (As on March 2024)  
(Rs. In Crores)

S.No.	Description	2023-24	2022-23
1	2	3	4
<b>1</b>	<b>Return on Capital</b>		
a	Capital Employed (Excl Work-in-progress)	46.48	41.78
b	Net surplus before Tax	18.85	5.83
c	RoCE including Royalty income (1b/1a)	0.41	0.14
d	Net surplus before Tax (excl Royalty income)	-147.77	-136.39
e	RoCE excluding Royalty income (1d/1a)	-3.18	-3.26
f	Profit Ratio (Net surplus/Total income)	0.02	0.01
g	Turnover Ratio (Net Surplus/Operating income)	0.02	0.01
<b>2</b>	<b>Operating Ratio</b>		
a	Operating Expenditure	415.82	425.44
b	Operating Income	916.63	763.57
c	Operating Ratio (2a/2b) %	45.36	55.72
<b>3</b>	<b>Ratio of Cost of Earnings (activity-wise)</b>		
	(percentage of Cost to Earnings)		
a	Cargo Handling and Storage	0.14	0.37
b	Port and Dock Facilities for Shipping	0.49	0.65
c	Railway Workings	-	-
d	Rentable Lands and Buildings	0.18	0.18
<b>A</b>	<b>Direct Cost (excl Depn &amp; Over heads)</b>		
a	Cargo Handling and Storage	42.15	43.21
b	Port and Dock Facilities for Shipping	213.95	232.30
c	Railway Workings		-
d	Rentable Lands and Buildings	21.87	19.66
<b>B</b>	<b>Total Cost (incl Depn &amp; Over heads)</b>		
a	Cargo Handling and Storage	47.95	49.55
b	Port and Dock Facilities for Shipping	220.09	238.53
c	Railway Workings		-
d	Rentable Lands and Buildings	23.57	21.57

# STATEMENT- 40 CAPITAL EXPENDITURE ON PLAN AND NON-PLAN SCHEMES

Port: COCHIN PORT AUTHORITY Year: 2023-24 (As on March 2024 )  
(In hrs.)

Sl. No.	Description	Approved outlay 2023-24	Current year 2023-24			Total
			Internal Resources	Budgetary Support	Others (specify)	
1	2	3	4	5	6	7
1	Providing Ro-Ro Facilities for Propylene Handling at Cochin Port	7.58	0.15	-	5.76	5.91
2	Buildings Taken over from lessees	-	0.32	-	-	0.32
3	Resurfacing CISF Barrack Road	-	0.18	-	-	0.18
4	Resurfacing the road from CISF Barrack junction to Q10 (FACT gate)	0.50	0.43	-	-	0.43
5	Resurfacing KPK Menon Road	0.50	0.50	-	-	0.50
6	Renovation of Q5, Q6, Q7 berths and levelling the back up area at Ernakulam Wharf	0.25	-	-	-	-
7	Replacement of existing two nos forklift trucks	0.12	-	-	-	-
8	Providing shore supply at Q8 & Q9 berth	0.10	-	-	-	-
9	Replacement of old DG set at NPH with new 500KVA DG set with AMF panel etc	0.10	-	-	-	-
10	Procurement of New Fire Tender against two condemned Foam Tenders.	1.00	-	-	-	-
11	Cochin Fisheries Harbour	1.00	-	-	5.69	5.69
12	Cruise Terminal 'Sagarika"at EKM Wharf	0.05	-	-	0.05	0.05
13	Renovation of office room No.601 & 605	1.47	1.25	-	-	1.25
14	Renovation of Q6 shed	0.10	-	-	-	-
15	Re roofing & Renovation Work at warehouse no 6	0.25	-	-	-	-
16	Consultancy Services for Upgradation of Fire Fighting Facilities	0.10	-	-	-	-
17	Procurement of fire extinguishers as against the condemned old Extinguishers	0.05	-	-	-	-
18	Procurement of 1 no Floating fire pumps for Fire fighting in Wharves and OTB	0.03	-	-	-	-
19	Procurement personal protective equipment (Breathing sets, protective suites,turn out suites)	0.02	-	-	-	-
20	Providing 1500KVA floating solar	0.01	-	-	-	-
21	Revamping/Retrofitting of MHC	0.01	-	-	-	-
22	Providing light poles/high mast with LED fittings at EW back Side of Q9 berth , Q9 SS stacking yard areas.	0.01	-	-	-	-
23	Providing NEW CCTV surveillance systems and AMC	0.10	-	-	-	-
24	Improvement to IT Infrastructure	0.10	-	-	-	-
25	Integrated Port Operating System	-	0.37	-	-	0.37
<b>Total</b>		<b>13.45</b>	<b>3.21</b>	<b>-</b>	<b>11.49</b>	<b>14.70</b>

**PART 3**

**THE ANNUAL  
ACCOUNTS OF  
THE COCHIN PORT  
AUTHORITY FOR  
2023-24**



# INDEX

Page No.

## Annual Accounts

Balance Sheet 109

Profit & Loss Account 110

## Schedules to Balance Sheet:

Sch.I Reserves & Surplus

Statutory Reserves 111

Grants-In-Aid

Sch.II Loan Funds

Sch.III Capital Assets & Provision for Depreciation 112

Sch.IV Investments

Sch.V Sundry Debtors

Sch.VI Cash & Bank Balance 113

Sch.VII Loans & Advances

Sch.VIII Current Liabilities and Provisions

## Sub Schedules to Schedules to Balance Sheet:

Sub Sch. A Funds & Statutory Reserves 114

Sub Sch. B Grant-in-aid 115

Sub Sch. C Bank balances & Cash on hand 116

## Sub Schedules to Profit & Loss Account Income

Sub Sch. D Cargo handling & storage charges

Sub Sch. E Port & Dock charges

Sub Sch. F Railway Earnings

Sub Sch. G Estate Rentals

117

# INDEX

Page No.

## Expenditure

Sub Sch. H	Cargo handling & storage	
Sub Sch. I	Port & Dock facilities for shipping	118
Sub Sch. J	Railway Workings	
Sub Sch. K	Rentable land and buildings	119
Sub Sch. L	Management & General Administration	
Sub Sch. M	Finance & Miscellaneous Income	120
Sub Sch. N	Finance & Miscellaneous Expenditure	

## Additional Schedule to Profit & Loss Account 121-123

	Balance Sheet of Cochin Fisheries Harbour	124
Sch.IX	Income & Expenditure Account of C.F.H.	125
	Receipts & Payments Account of C.F.H.	126
Sch.X	Notes to Annual Accounts	127-134

## Annexures

Service Tax Matters Pending Before Various Authorities	135
Arbitration And Legal Proceedings	136

## BALANCE SHEET AS AT 31<sup>ST</sup> MARCH 2024

PARTICULARS		SCH	2023-24		2022-23	
	<b>SOURCE OF FUNDS</b>		₹	₹	₹	₹
I	<b>RESERVES &amp; SURPLUS</b>	I				
a	Capital Reserve		87,70,76,282		84,84,07,574	
b	Funds		72,44,360	88,43,20,642	65,44,947	85,49,52,521
c	Statutory Reserves			28,17,69,922		16,72,81,794
d	Grants-in-aid			25,88,04,954		32,55,37,375
	<b>LOAN FUNDS</b>	II				
a	Government Loans		4,46,82,33,147		4,46,82,33,147	
b	Unsecured Loans		-	4,46,82,33,147	2,64,30,856	4,49,46,64,003
<b>TOTAL</b>				<b>5,89,31,28,665</b>		<b>5,84,24,35,693</b>
	COCHIN FISHERIES HARBOUR	IX		11,86,366		11,86,366
<b>GRAND TOTAL</b>				<b>5,89,43,15,031</b>		<b>5,84,36,22,059</b>
II	<b>APPLICATION OF FUNDS</b>					
	<b>FIXED/CAPITAL ASSETS</b>	III				
	Gross Block		7,20,13,48,875		7,16,40,45,047	
	Less: Provision for Depreciation		3,74,46,95,080		3,58,09,87,952	
	Net Block			3,45,66,53,795		3,58,30,57,095
	Capital Work-in-Progress			67,69,976		1,71,17,399
	INVESTMENTS	IV		79,05,18,064		67,90,48,904
	CURRENT ASSETS, LOANS AND ADVANCES					
a	<u>Current Assets:</u>					
i	Interest accrued		6,04,81,735		4,43,14,614	
ii	Inventories		60,92,700		70,57,551	
iii	Sundry Debtors	V	67,66,19,289		62,47,76,497	
iv	Cash & Bank Balances	VI	1,12,82,49,649		1,15,40,44,466	
b	Loans & Advances	VII	1,11,74,30,342		88,78,28,324	
<b>TOTAL</b>			<b>2,98,88,73,715</b>		<b>2,71,80,21,452</b>	
	Less: Current Liabilities & Provisions	VIII	5,98,07,30,594		5,85,98,27,148	
	NET CURRENT ASSETS			-2,99,18,56,879		-3,14,18,05,696
c	Profit & Loss account			4,63,10,43,707		4,70,50,17,991
<b>TOTAL</b>				<b>5,89,31,28,665</b>		<b>5,84,24,35,693</b>
	COCHIN FISHERIES HARBOUR	IX		11,86,366		11,86,366
<b>GRAND TOTAL</b>				<b>5,89,43,15,031</b>		<b>5,84,36,22,059</b>

Sd/-  
FINANCIAL ADVISER &  
CHIEF ACCOUNTS OFFICER

Sd/-  
CHAIRPERSON

## PROFIT & LOSS ACCOUNT FOR THE YEAR ENDED 31<sup>st</sup> MARCH 2024

PARTICULARS	SUB SCH	2023-24	2022-23
		₹	₹
<b>INCOME</b>			
Cargo Handling & Storage charges	D	3,34,51,29,987	2,74,65,56,459
Port & Dock charges (including Pilotage fees)	E	4,50,16,86,510	3,69,73,34,315
Railway earnings	F	-	-
Estate Rentals	G	1,31,94,33,701	1,19,18,05,447
<b>Total</b>		<b>9,16,62,50,198</b>	<b>7,63,56,96,221</b>
<b>LESS EXPENDITURE:</b>			
Cargo handling and storage	H	47,94,72,565	49,55,15,247
Port & Dock facilities (including Pilotage)	I	2,20,09,26,832	2,38,53,17,117
Railway workings	J	-	-
Rentable lands and buildings	K	23,57,38,521	21,57,32,339
Management & General Administration (not directly attributed to particular activity)	L	1,24,20,87,164	1,15,78,80,106
<b>Total</b>		<b>4,15,82,25,082</b>	<b>4,25,44,44,809</b>
Operating Profit (+) / Loss (-)		5,00,80,25,116	3,38,12,51,411
Add: Finance & Misc. Income	M	47,80,55,200	63,66,50,166
<b>Total</b>		<b>5,48,60,80,315</b>	<b>4,01,79,01,578</b>
Less: Finance & Misc. Expenditure	N	5,29,76,17,904	3,95,95,74,207
Profit before Tax		18,84,62,411	5,83,27,371
Less: Provision for taxation			0
Profit after Tax		18,84,62,411	5,83,27,371
<b>Less: Appropriations</b>			
Capital Reserve		-	-
Statutory Reserve		11,44,88,127	-
<b>Total</b>			
Balance transferred to Revenue Reserve		7,39,74,284	5,83,27,371
<b>COCHIN FISHERIES HARBOUR</b>			
Income		3,31,11,678	3,56,34,570
Expenditure		3,48,03,888	3,21,01,903
Surplus (+) / Deficit (-)		<b>-16,92,209</b>	<b>35,32,668</b>

Sd/-  
FINANCIAL ADVISER &  
CHIEF ACCOUNTS OFFICER

Sd/-  
CHAIRPERSON

## SCHEDULES TO BALANCE SHEET AS AT 31.03.2024

PARTICULARS	SCH	SUB SCH	2023-24	2022-23
			₹	₹
<b>RESERVES &amp; SURPLUS</b>	I	A		
Capital Reserve			87,70,76,282	84,84,07,574
CPE (HBA) Family Benefit Fund			45,07,878	42,07,331
Employees Welfare Fund			25,85,424	23,34,764
Family Security Fund			1,51,058	2,852
<b>TOTAL</b>			<b>88,43,20,642</b>	<b>85,49,52,521</b>
<b>STATUTORY RESERVES</b>	I	A		
Fund for Replacement, Rehabilitation and Modernisation of Capital Assets			15,56,29,961	9,83,85,897
Fund for Development, Repayment of Loans and Contingencies			12,61,39,961	6,88,95,897
<b>Total</b>			<b>28,17,69,922</b>	<b>16,72,81,794</b>
<b>GRANTS- IN-AID</b>	I	B		
Grant in Aid for Construction of a Subway/Flyover in front of International Container Transshipment Terminal(ICTT)			31,07,960	29,99,382
Grant-Rail Over Bridge			9,71,21,194	9,02,70,508
Grant in Aid for Procurement Of Pollution Responses(PR) equipment / materials			72,95,495	70,72,549
Grant in Aid - Implementation of projects under IPDS			-35,877	-35,877
Grant in Aid-Additional Infrastructure Cruise Terminal			0	-65,77,715
Grant in Aid-Reconstruction of South Coal Berth			-78,55,745	-78,55,745
Grant in Aid-CFH			21,81,72,043	25,64,84,890
Grant in Aid-Ro Ro			-5,14,106	97,97,098
<b>Total</b>			<b>31,72,90,964</b>	<b>35,21,55,090</b>
Less: Interest to be repaid to Ministry disclosed under Current Liabilities			6,78,88,758	4,20,84,072
Less: Excess amount spent over Grant-in-Aid - receivable from Ministry disclosed under Current Assets			-94,02,748	-1,54,66,357
<b>Total Grant</b>			<b>25,88,04,954</b>	<b>32,55,37,375</b>
<b>LOAN FUNDS</b>				
<b>A. LOAN FROM GOVERNMENT</b>	II		4,46,82,33,147	4,46,82,33,147
<b>Total</b>			<b>4,46,82,33,147</b>	<b>4,46,82,33,147</b>
<b>B. UNSECURED LOANS</b>	II			
(a) Other Source Loan				
Principal amount of Loan			0	29,91,508
Add:- Interest Accrued			0	2,34,39,348
<b>Total</b>			<b>0</b>	<b>2,64,30,856</b>

Sd/-  
FINANCIAL ADVISER &  
CHIEF ACCOUNTS OFFICER

**SCHEDULE III**

**CAPITAL ASSET REGISTER AS ON 31.03.2024**

Sl No.	Assets	GROSS BLOCK			PROVISION FOR DEPRECIATION					NET BLOCK	
		As on 01-04-2023	Additions	Deletions	As on 31-03-2024	As on 01-04-2023	During the year	On Deletions	Total as on 31-03-2024	As on 31-03-2024	As on 01-04-2023
1	Land	51,49,16,218	-	-	51,49,16,218	-	-	-	-	51,49,16,218	51,49,16,218
2	Capital Dredging	84,39,61,873	-	-	84,39,61,873	21,61,20,372	84,53,939	-	22,45,74,311	61,93,87,562	62,78,41,501
3	Buildings, Sheds and other structures	77,26,11,176	1,56,92,168	41,38,127	78,41,65,218	45,05,77,930	2,41,79,657	28,22,909	47,19,34,678	31,22,30,540	32,20,33,246
4	Wharves, Roads and Boundaries	2,21,00,76,607	1,06,51,235	-	2,22,07,27,842	74,60,26,498	4,53,66,491	-	79,13,92,989	1,42,93,34,853	1,46,40,50,109
5	Floating Crafts	1,30,68,57,646	-	-	1,30,68,57,646	1,03,78,33,277	4,32,49,692	-	1,08,10,82,969	22,57,74,677	26,90,24,369
6	Docks, Sea Walls etc	21,69,24,628	-	-	21,69,24,628	17,88,05,033	54,38,806	-	18,42,43,839	3,26,80,789	3,81,19,595
7	Cranes & Vehicles	15,15,84,248	-	9,78,336	15,06,05,912	14,82,26,474	19,45,409	9,78,334,00	14,91,93,549	14,12,363	33,57,774
8	Plant and Machinery	39,23,08,005	1,60,76,889	-	40,83,84,894	30,38,98,123	1,13,85,526	-	31,52,83,649	9,31,01,245	8,84,09,882
9	Installations for water, electricity, Fire fighting & Telecommunication	70,65,01,751	-	-	70,65,01,751	45,25,20,696	2,70,84,823	-	47,96,05,519	22,68,96,232	25,39,81,055
10	Oil Pipeline Installations	3,83,25,308	-	-	3,83,25,308	3,78,13,344	46,541	-	3,78,59,885	4,65,423	5,11,964
11	Miscellaneous Assets	99,77,587	0	-	99,77,587	91,66,205	3,57,488	-	95,23,693	4,53,894	8,11,382
	<b>TOTAL</b>	<b>7,16,40,45,045</b>	<b>4,24,20,292</b>	<b>51,16,463</b>	<b>7,20,13,48,875</b>	<b>3,58,09,87,951</b>	<b>16,75,08,372</b>	<b>38,01,243</b>	<b>3,74,46,95,080</b>	<b>3,45,66,53,795</b>	<b>3,58,30,57,094</b>
	Capital Work in Progress	1,71,17,399	65,34,000	1,68,81,423	67,69,976	-	-	-	-	67,69,976	1,71,17,399
	<b>GRAND TOTAL</b>	<b>7,18,11,62,444</b>	<b>4,89,54,292</b>	<b>2,19,97,886</b>	<b>7,20,81,18,851</b>	<b>3,58,09,87,951</b>	<b>16,75,08,372</b>	<b>38,01,243</b>	<b>3,74,46,95,080</b>	<b>3,46,34,23,771</b>	<b>3,60,01,74,493</b>

Sd/-  
FINANCIAL ADVISER &  
CHIEF ACCOUNTS OFFICER

## SCHEDULES TO BALANCE SHEET AS AT 31.03.2024

PARTICULARS		SCH	SUB SCH	2023-24	2022-23
				₹	₹
<b>INVESTMENTS</b>		IV			
<b>A</b>	<b>Long Term Investments</b>				
1	Investment in shares of M/s Cochin Bridge Infrastructure Co Ltd (1,50,000 equity shares of Rs 10 each)			15,00,000	15,00,000
2	Long term Fixed Deposits :-				
	(i) Against Statutory Reserves			28,00,00,000	0
	(ii) Others			50,90,18,064	67,75,48,904
	<b>Total</b>			<b>79,05,18,064</b>	<b>67,90,48,904</b>
<b>SUNDRY DEBTORS</b>		V			
	Government Dues - Less than 6 months			15,96,37,149	20,35,04,819
	- More than 6 month			7,91,77,447	6,75,91,077
	Non Government Dues - Less than 6 months			20,56,47,931	13,83,22,050
	- More than 6 month			33,86,24,109	32,18,25,898
				78,30,86,636	73,12,43,844
	Less: Provision for doubtful debts			10,64,67,347	10,64,67,347
	<b>Total</b>			<b>67,66,19,289</b>	<b>62,47,76,497</b>
<b>CASH &amp; BANK BALANCES</b>					
	Cash on Hand	VI	C	87,454	95,658
	Bank Balance :				
	Current Accounts			1,71,68,999	8,60,97,161
	Savings Account			18,49,81,501	68,15,10,666
	Fixed Deposits			92,56,33,983	38,60,18,201
	Cash Card			3,77,712	3,22,780
	<b>Total</b>			<b>1,12,82,49,649</b>	<b>1,15,40,44,466</b>
<b>LOANS AND ADVANCES (Recoverable in Cash or in kind or for Value to be Received)</b>		VII			
	Payment in Advance and Debit Balance			1,38,34,74,081	1,17,96,04,634
	Deposits			5,39,72,829	2,98,22,792
	Add: Excess amount spent over Grant-in-Aid receivable from Ministry			94,02,748	1,54,66,357
	Less: Advance given to contractors for Deposit work regrouped under Current Liabilities			32,94,19,316	33,70,65,459
	<b>Total</b>			<b>1,11,74,30,342</b>	<b>88,78,28,324</b>
<b>CURRENT LIABILITIES &amp; PROVISIONS</b>		VIII			
<b>Current Liabilities</b>					
	General Provident Fund			29,80,282	60,66,406
	Salaries & Wages payable			32,34,30,841	14,39,40,944
	Accrued expenses			93,74,91,802	93,23,22,502
	Misc. Creditors & Credit Balance			3,42,67,92,973	3,22,89,10,119
	Deposits from Merchants, Contractors & Others			1,29,00,34,696	1,54,85,87,177
	<b>Total</b>			<b>5,98,07,30,594</b>	<b>5,85,98,27,148</b>

Sd/-  
FINANCIAL ADVISER &  
CHIEF ACCOUNTS OFFICER



**SUB SCHEDULE - B**

(₹ in crores)

**GRANT-IN-AID**

Sl. No.	Name of work	GL	Amount sanctioned	Grant Received					Expense Incurred					Balance						
				Prior to 2020-21	2020-21	2021-22	2022-23	2023-24	Interest accrued	Total	Prior to 2020-21	2020-21	2021-22		2022-23	2023-24	Interest repaid	Transfer to CWP	Total	
1	ASIDE grant for Barge Berth	110004	15.00	8.38	-	-	-	-	1.40	13.89	18.08	-	-	-	-	-	-	7.60	13.89	(0.00)
2	ASIDE grant for CFS		4.04	4.04	-	-	-	-	0.07		3.41	-	-	-	-	-	-	-		
3	Development of Walkway (Phase I, II, III)	110005	9.01	8.74	-	1.06	-	-	0.37	10.17	9.30	0.50	-	-	0.37	-	-	-	10.17	0.00
4	Creation of Additional tourism facility-Walkway	110017	4.66	2.33	1.40	0.93	-	-	0.14	4.80	3.21	1.37	0.13	(0.05)	0.14	-	-	-	4.80	0.00
5	Subway-Vallarpadam	110007	30.00	29.76	-	-	-	-	1.34	31.10	27.46	0.16	-	3.17	-	-	-	-	30.79	0.31
6	Rail Over Bridge-Vallarpadam	110015	409.83	409.83	-	-	-	-	2.70	412.53	402.82	-	-	-	-	-	-	-	402.82	9.71
7	R&D Studies on Siltation	110008	5.37	5.36	-	0.10	-	-	0.24	5.70	5.70	-	-	-	-	-	-	-	5.70	0.00
8	Refurbishment of Coastal Liquid Terminal	110010	14.96	14.45	-	-	-	-	0.54	14.99	14.45	-	-	-	-	-	0.54	-	14.99	0.00
9	Procurement of Pollution Response Equipment	110011	5.23	2.61	-	-	-	-	0.48	3.09	1.99	-	-	0.01	-	-	0.36	-	2.36	0.73
10	IPDS	110012	3.26	1.18	1.75	0.05	-	-	-	2.98	2.38	0.83	(0.23)	-	-	-	-	-	2.98	0.00
11	Swachh Bharat	110013	6.61	6.61	-	-	-	-	0.29	6.90	6.61	-	-	-	-	-	0.29	-	6.90	0.00
12	Upgradation of berth and backup area of Ekm. Wharf (Cruise Terminal at Ekm Wharf)	110014	21.41	17.12	4.28	-	-	-	0.69	22.09	17.20	5.40	(1.20)	-	-	-	0.69	0.00	22.09	0.00
13	Developing infrastructure for cruise terminal(Samudrika)	110016	1.21	0.76	0.20	-	0.18	-	0.03	1.17	0.91	0.09	0.14	-	-	-	0.03	-	1.17	0.00
14	Additional Infrastructure-Cruise Terminal	110018	10.30	5.15	3.08	-	-	0.66	0.14	9.03	1.32	3.90	3.67	-	-	-	0.14	-	9.03	0.00
15	Reconstruction of South Coal Berth	110019	8.85	-	4.43	-	3.54	-	0.10	8.07	-	-	4.82	4.04	-	-	-	-	8.86	(0.79)
16	Modernization & Upgradation of CFH	110020	50.00	-	-	25.00	-	-	2.53	27.53	-	-	-	0.02	5.69	-	-	-	5.71	21.82
17	Development of Ro-Ro propelyne handling	110021	10.56	-	-	-	3.66	.23	-	8.89	-	-	-	2.68	6.26	-	-	-	8.94	(0.05)
	<b>Total</b>		<b>610.30</b>	<b>516.32</b>	<b>15.14</b>	<b>27.14</b>	<b>7.38</b>	<b>5.89</b>	<b>11.07</b>	<b>582.94</b>	<b>514.84</b>	<b>12.25</b>	<b>7.33</b>	<b>11.95</b>	<b>2.57</b>	<b>(7.60)</b>	<b>551.21</b>	<b>31.73</b>		

Sd/-  
FINANCIAL ADVISER &  
CHIEF ACCOUNTS OFFICER

**SUB SCHEDULE - C**

**BALANCE AT BANKS & CASH ON HAND AS ON 31.03.2024**

(₹ in crores)

PARTICULARS	₹	₹
Cash on hand		87,454
Cash Card		3,77,712
Current Account with Nationalised and Scheduled Banks		1,71,68,999
Savings Account with Nationalised and Scheduled Banks		18,49,81,501
Fixed Deposits with Banks:		
General Reserve Fund	59,16,90,000	
Grants	32,99,93,983	
Total Deposits		92,16,83,983
HBA FBF Investments		39,50,000
<b>TOTAL</b>		<b>1,12,82,49,649</b>
Balance with Scheduled Banks		1,12,81,62,195
Balance with Non Scheduled Banks		NIL

**SUB - SCHEDULES TO PROFIT & LOSS ACCOUNT  
FOR THE YEAR ENDED 31.03.2024**

**INCOME**

	2023-24	2022-23
	₹	₹
<b>SUB-SCHEDULE - D</b>		
<b>Cargo handling &amp; Storage charges</b>		
Handling & Storages charges on general cargo	33,46,12,290	26,93,23,953
Cranage	8,59,594	1,08,929
Petroleum, Oil and lubricants handling charges	1,31,27,23,054	1,03,29,57,695
Demurrage on general cargo	90,95,447	75,00,512
Handling and Storage Charges on Containers	14,44,476	9,53,900
Miscellaneous charges - Cargo	2,01,92,184	1,34,59,428
Revenue share from ICTT	1,41,60,70,496	1,21,77,35,432
Waterfront Royalty- LNG Basin	24,70,66,533	20,24,02,698
Royalty for Stevedoring & Shore handling	30,65,913	21,13,912
<b>Total</b>	<b>3,34,51,29,987</b>	<b>2,74,65,56,459</b>
<b>SUB-SCHEDULE - E</b>		
<b>Port &amp; Dock Charges</b>		
Towage and Mooring fees	48,44,07,808	37,44,91,903
Berth Hire charges	35,93,51,621	31,21,51,808
Port dues	1,18,82,94,133	96,62,10,308
Pilotage Fees	2,30,33,46,785	1,94,00,59,432
Water supply to shipping	1,25,06,109	2,24,266
Miscellaneous charges - Vessel	3,25,97,676	2,15,11,664
Income from Dredging Services	9,06,43,335	5,81,46,117
Income from Cruise Vessel including Maritime Service Charges	3,05,39,043	2,45,38,817
<b>Total</b>	<b>4,50,16,86,510</b>	<b>3,69,73,34,315</b>
<b>SUB-SCHEDULE - F</b>		
Railway earnings	-	-
<b>SUB-SCHEDULE - G</b>		
<b>Estate Rentals</b>		
Rent from land	77,32,04,446	70,31,71,141
Rent from buildings,sheds & godowns	11,05,01,782	8,86,06,111
Miscellaneous Income	41,13,82,184	37,80,48,936
Sundry Income	2,43,45,289	2,19,79,259
<b>Total</b>	<b>1,31,94,33,701</b>	<b>1,19,18,05,447</b>

Sd/-  
FINANCIAL ADVISER &  
CHIEF ACCOUNTS OFFICER

## SUB - SCHEDULES TO PROFIT & LOSS ACCOUNT FOR THE YEAR ENDED 31.03.2024

### EXPENDITURE

	2023-24	2022-23
	₹	₹
<b>SUB-SCHEDULE - H</b>		
<b>Cargo handling &amp; Storage</b>		
Handling & Storage of general cargo at sheds & wharves	30,70,93,484	32,22,55,045
Handling & Storage of containers	17,92,590	13,18,189
Operation & maintenance of crane	1,07,94,906	1,42,27,183
Handling of Petroleum, Oil & Lubricants	7,89,49,268	7,84,19,321
Expenditure on general facilities at wharves & boundaries	31,90,149	30,51,262
Administration and General expenses	7,76,52,168	7,62,23,993
New Minor works	-	20,254
<b>Total</b>	<b>47,94,72,565</b>	<b>49,55,15,247</b>
<b>SUB-SCHEDULE - I</b>		
<b>Port &amp; Dock facilities including Pilotage</b>		
Towing, Berthing and Mooring	19,70,30,947	25,79,96,209
Pilotage	7,73,51,113	7,03,11,779
Water supply to shipping	26,07,363	3,61,228
Fire fighting	9,64,91,477	10,26,64,602
Dredging and Marine survey	1,33,89,92,555	1,46,56,16,023
Harbour Patrolling	96,59,009	90,68,179
Operation & Mtnce. of Navigational aids	3,84,34,447	3,28,38,008
Administration and general expenses	44,03,55,718	44,64,56,872
New Minor works	4,203	4,217
<b>Total</b>	<b>2,20,09,26,832</b>	<b>2,38,53,17,117</b>
<b>SUB-SCHEDULE - J</b>		
<b>Railway workings</b>		
Maintenance of station, other Buildings and structures	-	-

Sd/-  
FINANCIAL ADVISER &  
CHIEF ACCOUNTS OFFICER

**SUB - SCHEDULES TO PROFIT & LOSS ACCOUNT  
FOR THE YEAR ENDED 31.03.2024**

**EXPENDITURE**

	2023-24	2022-23
	₹	₹
<b>SUB-SCHEDULE - K</b>		
<b>Rentable land and buildings</b>		
Estate maintenance	15,19,90,915	12,28,63,565
Administration & General expenses	8,37,47,606	9,28,68,774
<b>Total</b>	<b>23,57,38,521</b>	<b>21,57,32,339</b>
<b>SUB-SCHEDULE - L</b>		
<b>Management &amp; General Administration</b>		
Management & Secretariat expenses	32,58,14,494	31,24,21,660
Medical expenses	12,57,53,707	12,17,33,551
Stores keeping	2,29,40,075	2,28,11,328
Accounting and Auditing	30,66,87,323	24,72,02,647
Head office building & telephones	69,93,665	67,12,413
Engineering & workshop administration	13,45,78,110	13,79,16,512
Overhead and sundry expenses	31,93,19,790	30,90,81,995
<b>Total</b>	<b>1,24,20,87,164</b>	<b>1,15,78,80,106</b>

Sd/-  
FINANCIAL ADVISER &  
CHIEF ACCOUNTS OFFICER

GL CODE	Description	2023-24	2022-23
		₹	₹
	<b>SUB-SCHEDULE - M</b>		
	<b>Finance &amp; Miscellaneous Income</b>		
540000	Sundry Receipts	13,45,78,412	17,93,36,503
540001	Profit/Loss on disposal of Capital Assets	39,87,107	18,57,78,461
540005	Interest Income	22,09,95,826	11,77,66,190
540006	Sale of Unserviceable Stores	1,02,89,323	26,44,867
540007	Hire of Motor Lorry & Sundry Plants	34,199	1,00,777
540008	Charges for Project Management Services	9,19,91,064	12,48,73,237
540009	Items Relating to Previous Year	1,44,99,564	87,06,560
540010	Medical Scheme for Pensioners	54,629	24,412
540011	Medical Treatment to Non-Entitled Persons	1,66,208	11,10,244
540012	Premium for lease of land	14,58,868	1,63,08,915
	<b>Total</b>	<b>47,80,55,200</b>	<b>63,66,50,166</b>
	<b>SUB-SCHEDULE - N</b>		
	<b>Finance &amp; Miscellaneous Expenditure</b>		
670002	Bank Charges	3,68,606	7,94,415
670006	Contribution to Employees Welfare Fund	5,00,000	-
670007	Contribution to Family Security Fund	7,01,518	6,11,280
670008	Contribution to Pension Fund Trust including Pension Payments	4,66,85,80,864	3,50,17,89,482
670009	Items Relating to Previous Years	9,79,929	3,45,97,918
670010	Contribution to CPTe HBA FBF	12,150	13,888
670012	Contribution to CPE New Pension Scheme	2,22,12,612	1,77,02,889
670014	Contribution to Gratuity Fund Trust including Gratuity Payments	59,82,25,991	39,88,18,239
670023	Interest on Electricity Deposit	37,99,493	21,87,018
670026	Interest on other source loans	-	3,88,896
670027	Expense on Feasibility and R&D Studies	4,86,920	-
670031	Corporate Social Responsibility scheme	17,49,821	26,70,182
	<b>Total</b>	<b>5,29,76,17,904</b>	<b>3,95,95,74,207</b>

Sd/-  
FINANCIAL ADVISER &  
CHIEF ACCOUNTS OFFICER

**ADDITIONAL SCHEDULE TO PROFIT & LOSS ACCOUNT  
FOR THE YEAR ENDED 31-03-2024**

**OPERATING EXPENDITURE**

GL CODE	Description	2023-24	2022-23
		₹	₹
	<b><u>SALARIES &amp; WAGES:</u></b>		
600000	Salaries & Wages (General)	22,04,00,834	25,43,09,218
600002	PLR	1,21,14,000	1,54,81,368
600003	Overtime	2,18,39,987	1,33,30,597
600004	Incentive	19,74,428	21,64,702
600005	Honararium	12,89,424	9,06,531
600006	Leave Encashment	14,24,60,597	10,10,08,186
600007	Salaries & Wages (Operational)	60,03,28,435	67,11,47,521
600008	Salaries & Wages (R&M)	29,75,77,609	34,28,82,757
600010	Leave Travel Concession	8,00,228	1,92,296
600011	Staff Amenities & Welfare Measures	15,400	22,080
600012	Employers ESI contribution	3,92,111	5,67,701
600013	Employers EPF contribution	32,10,963	34,32,508
600014	Wage Revision	18,41,96,000	-
640000	Salaries (Port Security)	39,82,975	34,44,981
650000	Salaries & Wages-Medical	8,11,46,985	9,19,71,152
	<b>TOTAL (A)</b>	<b>1,57,17,29,976</b>	<b>1,50,08,61,598</b>
	<b><u>STORES</u></b>		
610000	Stores-General	6,70,849	5,43,328
610001	Stores-Uniform	7,52,544	3,56,939
610002	Stores-Operational	1,21,55,974	1,40,78,130
610003	Stores-Fuel	25,12,71,192	27,54,93,353
610004	Stores -R&M	1,34,72,706	1,58,20,812
	<b>TOTAL (B)</b>	<b>27,83,23,265</b>	<b>30,62,92,562</b>
	<b><u>OFFICE &amp; ADMINISTRATIVE EXPENSES</u></b>		
620000	Consumption Stores-Stationery	2,31,759	94,166
620001	Books & Periodicals	2,338	7,350
620002	Travelling Expense	43,11,994	36,83,266
620004	Courier charges	1,11,838	1,22,776
620005	Licence fees & Royalty	29,14,062	29,93,067
620006	Equipment & Furniture	12,17,383	1,24,189

GL CODE	Description	2023-24	2022-23
		₹	₹
620010	Miscellaneous Expenses	1,04,68,168	63,65,953
620011	New Minor Works	5,44,954	5,17,913
620013	Entertainment	47,07,732	2,91,430
620014	Training Programme	11,03,596	6,21,233
620015	Sports & Games	6,23,043	7,00,000
620016	Legal Charges	54,56,953	67,62,058
620017	Printing Charges	9,13,052	3,03,477
620018	Office Machine hire & service charges	5,636	18,261
620019	Publicity & Advertisement	13,27,148	15,04,745
620020	Audit & Accounting	91,98,526	74,94,219
620021	Rent, Rates & Taxes	48,85,325	32,57,190
620022	Telephones	11,95,686	14,21,237
620023	Subscription	1,84,254	1,74,643
620024	Donations & Contribution	2,00,000	-
620025	IPA Share Contribution	2,18,57,438	84,78,201
620026	Marketing expense	9,93,513	5,40,789
	<b>TOTAL (C)</b>	<b>7,24,54,398</b>	<b>4,54,76,163</b>
	<b>OPERATION &amp; MAINTENANCE EXPENSES</b>		
630000	R&M arranged through Contract-Roads	51,54,034	68,70,525
630001	R&M arranged through Contract-Buildings	62,55,487	59,26,266
630002	R&M arranged through Contract-Plant & Equipments	49,73,791	34,78,283
630004	Dry Docking of Floating Crafts	2,23,96,811	19,18,31,605
630005	Special R&M arranged through Contract-Roads	64,78,990	2,35,038
630006	Special R&M arranged through Contract-Buildings	98,99,609	59,20,200
630007	Special R&M arranged thru Contract-Plant & Equipments	91,98,170	1,52,24,472
630008	Hire of Vehicles & Transport Charges	1,52,80,428	1,30,34,105
630009	Water Charges	4,86,11,220	4,03,11,597
630012	Electricity Charges	28,66,69,080	26,02,88,525
630013	Hire of Boats, Tugs & Launches	22,27,27,709	21,70,00,474
630015	Maintenance Dredging	1,22,27,55,406	1,26,08,63,798
630016	Sundry Expense	3,32,16,697	2,95,97,861
630017	Insurance	55,87,669	63,09,319
630018	Self Consumption-Electricity	1,69,22,267	1,54,33,175
	<b>TOTAL (D)</b>	<b>1,91,61,27,368</b>	<b>2,07,23,25,243</b>

GL CODE	Description	2023-24	2022-23
		₹	₹
	<b>SECURITY EXPENSES</b>		
640001	Hire of Boats for Patrolling	38,38,572	33,02,847
640002	I S P S	1,00,000	3,12,500
640004	CISF-Deployment Charges	10,81,45,701	11,41,60,559
640005	SEZ - Cost Recovery	19,90,445	10,96,838
640006	Private Security Charges	87,01,785	77,03,516
	<b>TOTAL ( E )</b>	<b>12,27,76,503</b>	<b>12,65,76,260</b>
	<b>MEDICAL EXPENSES</b>		
650001	Stipend, Fees & Honorarium to Specialists	21,16,547	26,31,742
650002	Stores-Medical	2,03,97,136	1,78,62,270
650003	Provisions-Medical	1,52,403	1,31,791
650004	Hospital Equipment	1,03,454	7,57,274
650005	Medical Expenses	18,70,011	11,86,120
650006	Charges paid to Outside Hospitals	45,65,900	51,61,349
650007	Med Treat.-Pensioner	99,748	80,644
	<b>TOTAL ( F )</b>	<b>2,93,05,199</b>	<b>2,78,11,190</b>
	<b>DEPRECIATION</b>		
	Depreciation for the year	16,66,65,138	17,07,02,001
670021	Prior Period Depreciation	8,43,234	43,99,794
	<b>TOTAL ( G )</b>	<b>16,75,08,372</b>	<b>17,51,01,795</b>
	<b>GRAND TOTAL (A) TO (G)</b>	<b>4,15,82,25,082</b>	<b>4,25,44,44,811</b>

Sd/-  
FINANCIAL ADVISER &  
CHIEF ACCOUNTS OFFICER

**SCHEDULE - IX**

**COCHIN FISHERIES HARBOUR  
BALANCE SHEET AS ON 31ST MARCH 2024**

(Amount in ₹)

PARTICULARS		2023-24		2022-23	
<b>A</b>	<b>SOURCES OF FUNDS</b>				
	Grant in aid received from GOI	19,10,32,261		19,10,32,261	
	Less : Grant utilised	18,98,45,895	11,86,366	18,98,45,895	11,86,366
	<b>TOTAL</b>		<b>11,86,366</b>		<b>11,86,366</b>
<b>B</b>	<b>APPLICATION OF FUNDS</b>				
	<b>Fixed Assets</b>				
	Gross Block	18,98,55,188		18,98,56,828	
	Work in Progress	0		0	
		18,98,55,188		18,98,56,828	
	Less : Grant received	18,98,45,895	9,293	18,98,45,895	10,933
	<b>Current Assets, Loans and Advances</b>				
	<b>a. Current Assets:</b>				
	(i) Interest accrued on investments	11,97,465		8,90,877	
	(ii) Sundry Debtors	1,56,99,985		1,44,99,007	
	(iii) Cash & Bank Balances	4,61,22,398		4,79,70,574	
	<b>b. Loans &amp; Advances</b>	3,53,588		3,53,588	
	<b>Total</b>	<b>6,33,73,437</b>		<b>6,37,14,046</b>	
	Less:Current Liabilities & Provisions	9,38,18,404		9,24,68,443	
	<b>NET CURRENT ASSETS</b>		-3,04,44,967		-2,87,54,397
	Profit & Loss Account		3,16,22,039		2,99,29,830
	(Accumulated Deficit)				
	<b>TOTAL</b>		<b>11,86,366</b>		<b>11,86,366</b>

Sd/-  
FINANCIAL ADVISER &  
CHIEF ACCOUNTS OFFICER

**SCHEDULE - IX**

**COCHIN FISHERIES HARBOUR  
INCOME & EXPENDITURE ACCOUNT  
FOR THE YEAR ENDED 31.03.2024**

(Amount in ₹)

Expenditure	Amount 2023-24	Amount 2022-23	Income	Amount 2023-24	Amount 2022-23
Salary & Other Benefits	1,98,00,835	2,01,31,696	Toll Collection	76,61,968	97,31,214
Electricity Charges	21,54,674	21,20,115	Electricity Charges	20,13,723	17,76,919
Security Charges	50,20,395	37,90,101	Fish out - handling Charges	44,38,800	34,68,669
Water Charges	19,60,316	16,02,086	Lease Rent on Land	74,44,402	70,08,161
Repairs & Maintenance	29,47,464	13,27,211	Building and Ground Rent	41,14,624	45,61,108
Professional Charges	5,04,000	5,73,538	Misc. Receipts	13,20,523	27,20,413
Printing and Stationary	58,994	34,857	Lease of Slipway	21,74,298	21,31,665
Sundry Expenses	1,08,891	82,104	Water Charges	7,31,511	7,21,083
Travelling Expenses	39,895	67,624	Licensing and License Fee	8,50,570	10,67,789
Telephone Charges	17,985	22,575	Fish Landing Charges	50,305	6,55,696
Advertisement Expenses	-	1,33,580	Bank Interest	22,30,446	17,14,141
Depreciation	1,640	1,929	Enrolment of Fishing Crafts	80,509	77,712
Provision for Retirement Benefits	21,78,092	22,14,487	Net Deficit	16,92,209	-
Bank Charges	10,706	-			
Net Surplus	-	35,32,668			
	<b>3,48,03,888</b>	<b>3,56,34,570</b>		<b>3,48,03,888</b>	<b>3,56,34,570</b>

Sd/-  
FINANCIAL ADVISER &  
CHIEF ACCOUNTS OFFICER

**SCHEDULE - IX**

**COCHIN FISHERIES HARBOUR  
RECEIPTS & PAYMENTS ACCOUNT  
FOR THE YEAR ENDED 31.03.2024**

(Amount in ₹)

Receipts	Amount 2023-24	Amount 2022-23	Payments	Amount 2023-24	Amount 2022-23
Opening Cash in Hand	1,23,528	10,000	Salary & PLR	2,14,50,912	1,92,23,925
Opening Cash at Bank	4,78,47,046	4,42,08,328	Travelling Expenses	55,854	51,139
Enrolment of Fishing Crafts	80,509	77,712	Printing And Stationary	46,307	35,901
Fish Landing Charges	50,305	6,55,696	Advertisement charges	-	1,03,580
Fish Out - Handling Charges	44,38,800	34,68,669	Repairs & Maintenance	8,31,986	9,25,010
Toll Collection	73,36,558	72,20,157	Refund Of SD / Ground Rent	-	3,31,237
Bank Interest	19,23,858	40,60,016	Telephone Charges	17,985	22,575
GST Collection	22,25,336	52,02,258	Electricity Charges	21,54,674	21,20,115
Other Operating Revenue Receipts	2,04,85,033	1,85,42,433	Water Charges	19,60,316	16,02,086
			Cheque Charges	11,709	7,819
			Sundry Expenses	82,569	86,447
			Professional Charges	5,89,680	5,23,978
			Security Charges	66,21,842	28,86,461
			TDS Liability Paid	2,58,508	1,52,199
			Purchase of Water ATM	-	6,43,083
			Office expenses	93,921	-
			GST Paid	42,12,312	67,59,141
			Closing Cash Balance	1,23,955	1,23,528
			Closing Bank Balance	4,59,98,443	4,78,47,046
	<b>8,45,10,973</b>	<b>8,34,45,270</b>		<b>8,45,10,973</b>	<b>8,34,45,270</b>

Sd/-  
FINANCIAL ADVISER &  
CHIEF ACCOUNTS OFFICER

## NOTES TO ANNUAL ACCOUNTS 2023-24

### SIGNIFICANT ACCOUNTING POLICIES

1. Income and expenditure are accounted based on mercantile system of accounting.
2. While accounting income, the principle of conservatism has been followed.
3. Fixed assets and inventory are accounted on historical cost method.
4. Depreciation is provided in the accounts on straight-line basis, assuming the value of the asset at the end of lifespan as ₹1/-. Life span of the asset is fixed based on the guidelines issued by the Govt. of India from time to time. Depreciation is charged proportionately from the date of capitalization.
5. Long term investments are valued at cost. Current investments are valued at cost or fair value whichever is less.
6. Upfront payment received on lease of land is spread over equally to the period of lease.
7. Premium on lease of land is treated as the income in the year of receipt under Finance and Miscellaneous Income.
8. Prior period items, i.e., income or expense which arise in the current financial year as a result of errors or omissions in the preparation of financial statements or due to revision of bills or claims of one or more prior periods are included under Finance & Miscellaneous Income or Finance & Miscellaneous Expenditure.
9. Income received out of investments from various funds is credited to the respective funds.
10. Contingent liabilities are disclosed in the "Other Notes" to accounts.
11. Grant in Aid received related to specific fixed assets are presented in the Balance Sheet by showing the grant as a deduction from the gross value of the assets concerned in arriving at their book value.
12. Revenue on Cargo and Vessel Related Services are recognized on completion of service. Revenue from estate is recognized on time basis.
13. All new works or additions/alterations to the existing works or all new plant or equipment or craft or replacement of the plant or equipment or craft estimated to cost not more than ₹1 lakh are charged to revenue. Expenditure on assets with an expected life of not exceeding five years are charged to revenue as New Minor Works.
14. Accounting treatment of building taken over from lessee shall be as follows:
 

**CASE I:** When Building is taken over from a lessee with or without any cost and subsequently given on rental with or without lease or used for own use, such building will be capitalized in the books of accounts at ₹1 or at applicable agreeable/depreciated cost as on the date of taking over.

**CASE II:** When Building is taken over from a lessee (the possession of which with Cochin Port is transitory in nature) and is to be given on lease along with land to the new lessee with the cost of the building, then the amount received from new lessee will be given to old lessee after adjusting the dues if any to the Port. In this case Building/Asset will not be capitalized in the books of accounts but the details of taken over building not yet leased out at year end will be disclosed in the Notes on Accounts forming part of annual accounts.

In the situation where the building is transferred at zero value by the old lessee to Port but the new lessee has paid the value of building after auction, such paid value will be treated as the Finance & Miscellaneous income of the Port.
15. Capital profit resulted on sale of fixed assets over and above the original cost will be transferred to Capital Reserve.

## NOTES TO ACCOUNTS FOR THE FINANCIAL YEAR 2023-24

### 1. Performance of the Port

Cochin Port Authority handled 36.32 MMT of cargo during 2023-24 as against 35.26 MMT during 2022-23. During 2023-24, number of vessels cleared from the Port is 1730 as against 1549 vessels during 2022-23. Port handled 7,54,237 TEUs of containers in 2023-24 as against 6,95,230 TEUs in 2022-23.

### 2. Grant in Aid:

- a) The Grant in Aid received, from various Ministries, are parked as fixed Deposits with Nationalised banks and encashed based on the requirement. The interest received from such investments is credited to the respective Grants.
- b) Status of Grants as on 31.03.2024 is as follows:

Particulars	Amount (₹ in Crore)
Balance of Grants as on 01.04.2023	32.55
Less: excess expenditure incurred over grant receivable from Ministry as on 01.04.2023	1.55
Add: Interest earned as on 31.03.2023 repayable to Ministry	4.21
Add: Grant received during the year for various Projects	5.89
Add: Interest earned during 2023-24	2.58
Less Expenditure incurred during 2023-24	11.95
Less: Interest earned as on 31.03.2024 repayable to Ministry regrouped under current liabilities	6.79
Add: Grant receivable from ministry regrouped under Loans and advances	0.94
<b>Balance Grant as on 31.03.2024</b>	<b>25.88</b>

### 3. Loans availed from Government of India

The final liability of GOI loan as on 31.03.2016 as approved by Cabinet Committee on Economic Affairs (CCEA) is ₹558.53 crore. As committed, Port had been paid the first and second installments of ₹55.85 crore each in March 2019 & March 2020. Further, CCEA approved the proposal of CoPA for granting Moratorium for repayment of loan for 3 years (2020-21, 2021-22 and 2022-23) which was communicated by the Ministry vide letter No PD-25021/4/2013-COPT(Pt.I) (e 316731) dated

06.07.2022, thereby rescheduling the balance frozen amount of ₹446.83 crore in 8 years commencing from 2023-24. Looking to the huge deficit in pension and gratuity fund, upcoming liability towards wage revision of Class III & IV employees and other financial commitments which are likely to add financial strain on port, a proposal has been submitted to the Ministry for the waiver of balance outstanding GOI loan. Since the waiver proposal is in progress, CoPA has not remitted the instalment falling due in FY 2023-24.

### 4. Loan from Other Sources:

An amount of ₹2.64 crore was outstanding in the books of CoPA towards outstanding ADB/ Dutch loan including interest thereon which was availed by the Port in 1990's. During the year 2018, Ministry informed the port that as per the records of the ministry, an amount of ₹0.36 crore is outstanding and directed the port to settle it. Accordingly, Port settled the dues with the approval of Board in 2018. Since, the port has settled the dues as per Ministry's record and since there is no further claim from the Ministry, the balance outstanding loan in the books of CoPA was written off with the approval of competent authority during FY 2023-24.

### 5. Compliance to Accounting Standards:

Consequent to enactment of the Major Port Authorities Act, 2021, accounting standards are applicable to Major Port Authorities. Hence, in order to ensure uniform framework of presentation of accounts and compliance to accounting standards, the Indian Port Association has engaged the Institute of Chartered Accountants of India (ICAI) for preparing a common framework, Contents, Form & Timeline of Placement of Annual Accounts of Major Ports in India which is under progress. Till a uniform guideline on common frame work is being issued with the approval of Ministry in this regard, Port shall continue the existing practice as decided by IPA Governing Body in its meeting held in March 2022.

### 6. Capital Reserves:

Capital Profit to the tune of ₹ 2.87 crore resulted on sale of Fixed Assets over an above the original cost is transferred to Capital Reserves during the year.

## 7. Statutory Reserves:

As per Ministry's direction in 1976, two statutory reserves viz. Replacement, Rehabilitation and Modernisation of Capital Assets and Development, Repayment of Loans and Contingencies shall be created by transferring 3% each of the Capital Employed amount to these funds.

During the year 2023-24, CoPA has transferred ₹ 11.46 crore towards these reserves including shortfall in previous years of 2021-22 and 2022-23 as shown below :

Year	Capital Employed (₹ In Cr)	Statutory Reserves to be created @ 3% each (₹ In cr)
2021-22	102.56	6.15
2022-23	41.78	2.51
2023-24	46.48	2.79
<b>Total</b>	<b>190.82</b>	<b>11.45</b>

Sufficient fund is also earmarked for the statutory reserves under Long term investments.

## 8. Capitalisation:

Assets worth ₹4.24 crore have been capitalized during the year 2023-24 and the Capital Work in Progress as on 31.03.2024 amounts to ₹0.68 crore.

## 9. Capital Expenditure:

Capital Expenditure during the year 2023-24 is as follows:

Sl. No.	Particulars	Amount (₹ in Crore)
1	Out of Government Budgetary Support (GBS)	0.00
2	Out of Internal & Extra Budgetary Resources (IEBR)	
	a) Internal Resources	3.21
	b) Grant from various Ministries	11.45
	c) Other Agencies	0.04
	<b>Total Capital Expenditure</b>	<b>14.70</b>

## 10. Provisions:

The expenditure on salaries for the year 2023-24 includes an additional provision of ₹18.42 crore towards wage revision of Class III & IV employees, which is effective from 01.01.2022. To show the wage revision liability clearly, the provision of ₹8.94 crore for the year 2022-23 which was spread over the various heads of S&W as mentioned below has been removed and taken separately under head "Salaries and Wage-Wage Revision".

GL Code	Description	As published in AA 2022-23	Wage revision included	As per AA 2023-24
600000	S&W (General)	25,43,09,218	1,24,64,376	24,18,44,842
600007	S&W (Operational)	67,11,47,521	4,78,16,932	62,33,30,589
600008	S&W (R&M)	34,28,82,757	2,32,88,584	31,95,94,173
650000	S&W (Medical)	9,19,71,152	58,32,864	8,61,38,288
	<b>Total</b>		<b>8,94,02,756</b>	

## 11. Corporate Social Responsibility

As per the CSR Guidelines of Ministry of Shipping, Ports & Waterway, an amount of ₹17,49,821 has been provided for CSR. (3% of profit of ₹5,83,27,371 during 2022-23). The balance available under CSR Scheme as on 31.03.2024 is ₹66,54,775.

## 12. Tax matters

### a) Income Tax

- Income Tax Assessments are completed till AY 2022-23.
- During the year 2023-24, Income tax refund (including interest) to the tune of ₹18.17 crore were received for AY 2022-23.
- Rectification petition filed by the Port for AY 2007-08 to consider excess application of income of the earlier Assessment Years as per the Order of Hon'ble ITAT which is pending with Jurisdictional Assessing Officer.
- No provision has been created for current year tax due to unabsorbed depreciation brought forward from previous years.

### b) Service Tax

No provision is considered for disputed 11 Nos. Service tax demands which are under appeal proceedings before various Authorities involving a financial implication of ₹16.101 crore on account of non-collection of service tax on services provided viz., Upfront payment of Estate Rentals, Royalty from M/s IGTPL, Ineligible CENVAT Credit, Legal charges, Liquidated damages, etc., (**Annexure I**)

**c) GST**

GST Department has issued a Show Cause Notices involving a financial implication of ₹11.52 crore regarding Input Tax Credit availed on construction of immovable property. Port has furnished replies to the Department. No further communication is received from the Department.

**d) Deferred Tax**

In terms of the Accounting Standard on accounting for taxes on Income AS-22, Deferred Tax Asset (net) has not been recognized in the accounts in the absence of virtual/reasonable certainty of future taxable profits.

**13. Retirement Benefits:**

a) Port has created separate Trusts for Pension and Gratuity funds in 2008 with the approval of the Board in its meeting held on 06.03.2007. The accounts of these Trusts are prepared separately and audited by Chartered Accountant firm.

b) The actuarial valuation of Pension liability of employees on rolls as on 31.03.2024 is ₹698.83 crore as assessed by LIC of India. Similarly, valuation in respect of pensioners as on 31.03.2024 is ₹2160.27 crore. Thus, the total actuarial valuation of pension liability is ₹2,859.10 crore. As against the actuarial valuation of ₹2859.10 crore, the actual fund available in the Pension fund is ₹1083.26 crore thus showing a shortfall of ₹1775.84 crore. The contribution to Pension Fund Trust for the year 2023-24 is ₹466.86 crore which includes pension payment of ₹249.19 crore. As per the Board directions vide resolution No 106 dated 22.08.2015, the premium on the lease of land amounting to ₹0.14 crore is transferred to Pension Fund.

The shortfall liability will be made good in future considering the availability of surplus and reserve position.

c) The Actuarial valuation of gratuity liability of the employees on rolls as on 31.03.2024 is ₹129.75 crore as assessed by LIC of India. The contribution to Gratuity Fund Trust for the year 2023-24 amounts to ₹59.82 crore which includes gratuity payment to the employees retired during 2023-24 amounting to ₹19.17 crore. The shortfall of ₹56.42 crore between the actual fund available of ₹73.33 crore as on 31.03.2024

and the liability as per actuarial valuation will be made good in future subject to availability of surplus and reserves.

d) Port's contribution to New Pension Scheme is also charged to the Profit and Loss Account. Employees who have joined Port services after 31.12.2003 are covered under the New Contributory Pension Scheme. The said Employee's and Employer's contribution is being remitted to NPS Trust through NSDL under the Registration Code of the Port on monthly basis. As on 31.03.2024, 179 employees are covered under this scheme.

**14. Leave Encashment**

Actuarial Valuation for leave encashment of employees as on 31.03.2024 carried out through LIC comes to ₹38.09 crore. Regarding the provision for EL encashment, necessary action, if any, will be taken by the Port in future in line with the common framework to be received from IPA/ Ministry in this regard and subject to financial position of the Port.

**15. General Provident Fund**

The amounts recovered towards Provident Fund Contribution from the members of General Provident Fund are transferred to Employees General Provident Fund Account. Accordingly, the fund balance, advances granted, final withdrawals, closing bank balances, Interest Accrued but not due and investment of surplus fund thereon disclosed upto 31.03.2024 under relevant heads has been regrouped under Current liabilities as a net off.

**16. Deposit works:**

The amount received on account of deposit works, advances paid to contractors/suppliers and the investment of balance funds thereon disclosed upto 31.03.2024 under relevant heads has been regrouped under Current liabilities as a net off.

**17. Contingent Liabilities:**

Contingent liabilities not provided for in the Books of Accounts, owing to uncertainty in nature and which are disputed on account of Arbitration and legal proceeding are as follows;

a) Arbitration and legal proceedings thereon are given as **Annexure II**.

b) Status of other legal proceedings are as follows:

(i) A suit was filed by M/s. Jakhau Salt Company Pvt. Ltd. for the loss of cargo due to collapse of Mattancherry Wharf for ₹1.47 crore which was decreed against the Port. Port filed an appeal before the Hon'ble High Court of Kerala. RFA 358/12 filed by CoPA before the Hon'ble High Court of Kerala is still pending. The case was last posted on 26.10.2023.

(ii) Cases pending with the Supreme Court of India against various Customers, in connection with the Judgement of Hon'ble High Court of Kerala towards refund of excess ground rent collected beyond 75 days (approximately ₹1.58 crore).

The Hon'ble Supreme Court of India has, in its judgment dated 05.08.2020 on Civil Appeal No.2525 of 2018, ordered the Appellant (Cochin Port) to re-compute the liability of the Steamer Agents, and return the balance amount to the parties concerned within two months from the date of receipt of the copy of the impugned judgment.

Accordingly, Cochin Port has in compliance of the order, vide letter No. A6/SLPs/2012/2017/T dated 19.07.2021, requested all the parties to submit documents evidencing the payment made in this regard along with details of containers. Total refunds made so far amounts to ₹42,90,373/-. No other parties to this case have contacted for payment so far.

(iii) In connection with Land Acquisition cases related to the Project 'Providing Direct Road Connectivity to the SEZ area at Puthuvypeen, Cochin Port advanced an amount of ₹1.07 crore as deposit in Sub Court, Kochi towards 50% of the Decree Debt for the conditional stay in the execution petition moved by the evictees/claimants. The remittance of the remaining amount is subject to the final verdict. The co-developers in Puthuvypeen SEZ viz. PLL, BPCL-KR & IOCL were requested to reimburse

their share towards the 50% amount advanced by Cochin Port and all the three co-developers have reimbursed their share of ₹26.97 lakhs each.

12 Land Acquisition Appeals (LAA 706/2013 & 11 Ors) filed by State of Kerala challenging the judgment in LARs by Sub-Court, Kochi, was dismissed by the High Court vide judgment dated 05.10.2023. The scope of filing appeal against the judgment is being analysed by Legal Advisor.

(iv) Cochin Port had given work order for "Supply, erection, testing and commissioning of 3 nos. 20 meters High Mast lighting system at the Cochin Fisheries Harbour" to M/s. Ambligola Exporters, Bangalore at a total contract value of ₹16,77,000/- on 02.07.2012 with a completion period of 3 months. But there was a delay of five months in completing the work by the contractor. An amount of ₹5,02,278/- was deducted towards LD, reinstating charges of the cable trenches and filling the foundation pit using JCB. M/s. Ambligola Exporters, filed a case before the Hon'ble Munsiff Court, Kochi against Cochin Port and the judgment of the Court went in favour of the Plaintiff M/s. Ambligola Exporters, directing Cochin Port to pay ₹5,16,708/- to M/s. Ambligola Exporters with interest @6% per annum. An appeal was filed before the Hon'ble District Court against the judgment passed by the Hon'ble Munsiff Court on 15.03.2019.

The same was dismissed by Hon'ble District Court, Ernakulam, on 15.2.2024.

(v) As per the award dated 20.06.2020 issued by the Conciliator, in connection with the work of dredging for maintenance of channel and basins of Cochin Port for the year 2017-18, Cochin Port may retain 10% as well as the security deposit and to release 15% of the bill amount to DCI as against the withheld amount of 25%. Accordingly, with the approval of the Board [Reso. No.50 (Agenda Item No. B2) dated 28.08.2020] and after obtaining DCI's undertaking that the release of ₹11.95 crore plus GST (total amount ₹14.09 crore) is full and

final settlement of the subject contract, the payment of ₹11.95 crore has been released.

However, subsequently, DCIL vide letter dated 22.01.2021 and 23.10.2021 claimed to release the SD amount of ₹5.59 crore withheld. Cochin Port has not agreed to DCIL's request and informed vide letter dated 25.11.2021 based on the advice of LA.

In this regard, DCI vide letter dated 04/05/2022, intimated that they are invoking Arbitration Proceedings and requested CoPA to propose its name for appointment of Arbitrator in the subject matter. In reply, CoPA vide letter dated 14/06/2022 informed that there is no scope to open the case or reconsider and as such CoPA is unable to accede to their claim for refunding the security deposit of ₹5.59 crore and also to appoint any Arbitrator in this regard.

- (vi) Construction of Link road (NH 47-A) was executed by CoPA as deposit work of National Highway for which reclamation of earth work was carried out by M/s Dredging Corporation of India. Additional claim of DCI amounting to ₹ 3.89 crore was disputed by the port for which DCI went for arbitration and won the case in January 2008. As per the award, DCI is eligible for interest @ 15% p.a. from 01.07.1993 till the date of payment or 15.05.2008 whichever is earlier, otherwise charging of interest @ 18% p.a. till the date of payment. The port claimed the arbitration award amount from MoRTH and on receipt of the same from MoRTH, it was paid to DCI on 26.08.2016. However, MoRTH did not release the interest component. DCI is claiming interest from the port. Port has taken the stand that the outstanding amount could be paid only if the amount is released by MoRTH. Hence, the matter is being persuaded with the MoRTH and MoPSW.

Now, DCI vide letter dated 15.04.2024 has claimed revised interest of ₹17.37 crore as per Vivad se Viswas-II Scheme issued vide OM No F1/7/2022-PPD dated 29.05.2023 of Dept of Expenditure,

Ministry of Finance. CoPA is in the process of taking up the same with MoRTH under intimation to MoPSW.

- (vii) Cases relating to Service-related matters of the employees are pending before various forum of the Court of Law, challenging appointments, promotion, seniority, MACP, regularization etc.

c) Other Disclosures:

i) **Joint Venture with IWAI for RO-RO Operation**

RO-RO Terminal has become operational from 25.02.2011. As per the MOU entered between IWAI and Cochin Port on 08.10.2009, the management and operation of RO-RO Terminals at Bolgatty Island and Willingdon Island will be carried out jointly by the port and IWAI by forming a Joint Management Committee (JMC) comprising of representatives of both the parties. As per the MOU, Port shall arrange for collection of terminal charges from the contractor and will prepare Annual Accounts of all transactions relating to the use of the terminals. The administrative expenditure shall be met out from the revenue earned and the net surplus generated will be shared in the ratio of 70% to IWAI and 30% to Cochin Port. A separate Bank Account in the name of JMC was opened to remit the amount received against terminal usage charges from the contractor.

Due to failure in complying with the tender conditions, the Port directed the party, M/s. Lots Shipping to stop the operation with effect from June 2017. Subsequently the party has invoked arbitration against the Port. As per the arbitration award dated 26.09.2019 issued in favour of M/s Lots Shipping Ltd. in connection an amount of ₹57,99,411/- was payable by the Port along with 9% interest from the date of the award till realization which was settled with onetime payment of ₹39,79,984/- on 12.04.2023 as per settlement Agreement signed on 16.02.2023.

**ii) Outstanding dues from pre-1996 lessees.**

With respect to Pre - 1996 lessees, port had charged revised lease rent based on TAMP notified rates 2010 in the year 2014. However, lessees filed litigation in the Hon'ble High Court of Kerala through Cochin Port Lease Holders Association and Interim Order was issued on 25.02.2015 to maintain status -quo in the matter. Meanwhile, estate rentals were once again revised vide TAMP Notification No. 304 dated 22.07.2016 and came into effect from 21.08.2016. Based on legal opinion obtained by the port, bills at TAMP notified rate was raised with effect from 21.08.2016 in respect of all lessees including pre-1996 lessees. However, Cochin Port Leaseholders Association along with 2 other petitioners (pre-1996 lessees) filed a petition vide WP(C) No. 12138/2017 (N) in the Hon'ble High Court of Kerala. Vide order dated 06.04.2017 and on interim stay for recovery of enhanced amounts was granted. Subsequently, Hon'ble High Court has vide Judgement dated 04.09.2019 dismissed the WP No.5974/2015 & 29/2015 in favour of Cochin Port. Accordingly, Cochin Port raised arrears bills for the differential amount in the lease rent as per TAMP 2010 i.e. from 01.10.2014 to 20.08.2016 on Feb 2020. Total arrears as on 31.03.2024 under litigation amounts to ₹1.54 crore, out of which, ₹0.66 crore pertains to the judgment referred.

**iii) License fees on jetties**

The Port collects license fees from boat Jetties and piers based on the CoPT (Licensing of Jetties, Slipways and Boat Pens) regulations, 1968 and its amendments in 1996. License fees initially was ₹1,297/- per Jetty per annum which was enhanced to ₹1,00,000 per Jetty per annum for those who rent out their jetties for tying up Valloms/boats belonging to others, the amendments were published in

the official Gazette on 13.05.2014 and the same was communicated to Jetty owners on 16.06.2014. Jetty owners filed Writ petition in the Hon'ble High Court of Kerala and interim Order was passed that if the petitioners pay 1/4th of the demand, no action shall be initiated against the petitioners Out of 287 jetties in use, only 65 owners have paid license fee. Balance is pending on account of litigation. Subsequently Port had reduced the rates and introduced a slab rate ranging between ₹2,000 to ₹1,00,000 depending on description of jetty. These rates have been factored in the general revision in SoR of Port by TAMP in the year 2016 which came into existence on 21.08.2016.

TAMP vide its Notification (22.10.2019) revised SOR for Jetties and notified the license fees at the rates fixed by Cochin Port's Board in 2016. Cochin Port Trust (Licensing of Jetties, Piers and slipways) Regulation, 2021 where in it was stipulated that jetty license fee would be as per SoR as prescribed by Section 48 and 49 of the MPT Act. The Legal cell of Cochin Port opined that since the WPs challenged the demand notices on the ground that the SOR was not approved by TAMP, fresh demand notice in accordance with Law can be always made. The status of the recovery of Jetty License fees is pending due to ongoing numerous litigations filed by the Jetty owners.

Since the matter is subjudice, the License Fee receivable is not accounted as income in books of accounts.

**iv) Electricity bills of NTB & STB**

The Port HT Electricity connection to North and South Tanker Berths was billed under HTII (Non-Industrial - Non-Commercial) Tariff. Consequent on revision of tariff, KSEB reclassified the tariff from HT II to HT IV (Commercial) w.e.f., 15.05.1999 and KSEB issued revised bill for the period from May 1999- July 2010 and raised demand

of arrears. Cochin Port Authority filed a petition before Consumer Grievance Redressal Forum (CGRF) of KSEBL against the demand of arrears and requested to retain the tariff as HT-II. However, the CGRF upheld the decision of KSEBL. Aggrieved on this, Cochin Port preferred an appeal before Hon'ble Electricity Ombudsman and the Ombudsman finally given order that the tariff of Cochin Port at NTB & STB to be retained under HT-II only. The KSEB filed a writ petition against the order of Ombudsman before Hon'ble High court of Kerala. The decision is yet to receive from Hon'ble High court of Kerala. The port is presently paying bill under HT-II tariff. The differential amount towards disputes is ₹1.44 crore as on 31.03.2024.

- (v) Port had filed a civil suit on 28.03.2014 against M/s. Tebma Shipyards Ltd., (TSL), before the Hon'ble Sub Court at Kochi to recover an amount of ₹1.05 crore with interest at the rate of 15%, which was incurred by Cochin Port to rectify the manufacturing defects noticed on the Tugs supplied by M/s. Tebma Shipyards Ltd. In this connection, TSL has submitted an affidavit dated 06.02.2015 before Hon'ble Sub Court, Kochi praying to direct the Cochin Port to refer the dispute for arbitration as stipulated in terms of Clause 45.0 of Agreement Dated 05.10.2006. The Court had directed to refer the matter for arbitration and both the parties have appointed arbitrators. However, the Arbitrator nominated by TSL, informed M/s. Tebma Shipyards that he is not in a position to act as Arbitrator in the above dispute. In the meantime, M/s. Cochin Shipyard Limited (CSL) has taken over Tebma Shipyards as their wholly owned subsidiary. The claim of Cochin Port was not part of resolution plan.

In the resolution plan of NCLT, there is no amount allocated for contingent liabilities for pending litigations. Hence even if any claim is raised by any party under litigation, no amounts could have been received. Further, consequent to IBC proceedings, all claims which are not part of resolution plan shall also stand extinguished. Hence CoPA cannot recover any amount from CSL in view of order of NCLT.

- (vi) In the case of estate rentals, billing has not been made in those cases for which port has issued resumption notice and eviction is under process. There are 12 lease cases for which billing has been stopped due to the initiation of Public Property Act/resumption notice issued/litigation.

The License Fee / Lease rental income receivable which are disputed due to court cases being sub-judice are not accounted as income in books of accounts.

- (vii) Details of Building taken over from lessees, not handed over as on 31.03.2024

Taken over from	Date of Taking Over	Building Cost
M/s Lobo Brothers	31.01.2024	Valuation in progress
M/s Pierce Lesslie	24.11.2023	Valuation in progress

- d) Figures of Balance Sheet, P & L Account & Schedules have been regrouped wherever necessary consequent on changes in the items during the year.
- e) A separate set of accounts of Cochin Fisheries Harbour is annexed at Schedule IX to the accounts.

Sd/-  
FINANCIAL ADVISER &  
CHIEF ACCOUNTS OFFICER

ANNEXURE I

SERVICE TAX MATTERS PENDING BEFORE VARIOUS AUTHORITIES

Sl. No.	SCN No. & Date	Brief of the Case	Demand (₹ in Cr)	Present Status
1	82/2015/ST dated 17.04.2015	Service tax demand on IGTPPL Royalty for FY 2013-14	6.63	Appeal filed before the Hon'ble CESTAT, Bangalore on 6.4.2016 against order in original COC - EXCUS-000 -COM- 050/2015- 16 dated 28.12.2015 is pending
2	287/2015/ST dated 09.10.2015	Service tax demand on Cenvat on Common service Utilized during FY 2010-11 to 2011-12	2.37	Appeal filed before Hon'ble CESTAT, Bangalore in Jan 2019 against Order in Original No CoC-EXCUS-000-COM-30/2018 dated 01.11.2018 by remitting reduced penalty of ₹ 28,00,093.
3	146/2011 Dt.10.10.2011	Service Tax on Estate Rentals on Upfront Premium for the period 01.04.2010 to 30.09.2010	2.48	Appeal filed before Hon'ble CESTAT, Bangalore on 09-07-2013 against Order in original No 26/2013/ST dated 23.01.2013.
4	47/2012/ST Dt.04.04.2012	Service tax of Estate Rentals for the period 01.01.2010 to 31.03.2011	0.61	Appeal filed before Hon'ble CESTAT on 10-07-2013 against order in original 26-27/2013/ST dt. 23.01.2013.
5	65/2012/ST Dt.17.04.2012 -Appeal No. 21335/2016	Various Services Ambuja Cement for FY 2010-11	1.14	Appeal filed before Hon'ble CESTAT on 31.08.2016 against Order-in-Original NO.90/2015-16 Dated 01-03-2016 (Denovo).
6	29/2009/ST DT.02-03-2009	Way Leave Charges from Oct 2007 to Sep 2008	0.06	Appeal filed by Port before Hon'ble CESTAT against order in original No.640/2014/ST Dated 27-11-2014.
7	53/2014/ST 08.10.2014	ST on Legal charges for the period July 2012 to March 2013	0.001	Appeal filed at Hon'ble CESTAT Bangalore on 11.12.2017 against Order in original APP-209-2017 dated 28.09.2017
8	105/2018-ST Dated 17-04-2018	ST on Minor Port Survey Organization from FY 2012-13 to 2016-17	0.31	Appeal filed before the Commissioner of Appeals on 21.06.2021 against Order in original 31/2020-21/ST dated 23.03.2021.
9	104/2018/ST/JC dated 30.07.2018	ST on Liquidated Damages from FY 2012-13 to FY 2016-17	1.32	Appeal filed before the Commissioner of Appeals on 18.03.2021 against Order in original No.08/2021-ST (JC) dated 18.01.2021.
10	58/2009 DT 23.04.2008	Service tax demand on availing of Cenvat credit with respect to Dredging for reclamation of land and consultancy services	1.14	Appeal filed before the Commissioner (Appeals) on 07.08.2023 against Order in Original 04/2023-24-ST (ADC) dated 02.06.2023
11	02/2022-ST dt 06.04.2022	Service tax demand under Reverse Charge Mechanism on License fee of RADAR, factory license fees etc.	0.04	Appeal filed before the Commissioner (Appeals) on 12.10.2023 against the Order in original 15/2023/ST dated 30.06.2023
<b>Total</b>			<b>16.101</b>	

ANNEXURE II

ARBITRATION AND LEGAL PROCEEDINGS

Sl. No	Party Name	Case Ref No. (OP/WP No. etc)	Brief of the case	Amount Involved	Level of Court	Advocate Name	Last hearing and status of the case
a	M/s India Gateway Terminal Private Limited	OP (Arb) 185/20 (Old No.OP (Arb) 866/17)	Arbitral Tribunal passed award on 12.05.2017 wherein revised date of commencement of License period was awarded in favour of IGTPPL and deployment cost of CISF, Service benefits to deputed employees of Port to be borne by IGTPPL, which is in favour of Port with a direction to sort out the quantum of monies between the parties and disallowed the remaining claims of both IGTPPL and CoPA. Aggrieved by the Orders of Arbitration, CoPA filed petition against this award before District Court, Ernakulam on 16.08.2017.	Claim of IGTPPL - ₹300 crore and counter claim of CoPA - ₹1070.71 crore	Principal sub Court, EKM (Commercial Court, EKM) (old - District Court, Ernakulam)	Joseph & Kurian	The case has been partially heard and since, the disputes have been referred to the Conciliation and Settlement Committee, requested the Hon'ble Court for keeping abeyance of the proceedings pending outcome of the settlement. OP (Arb) 185/2020 filed by CoPA against the Arbitral Award is still pending before the Hon'ble Commercial Court, Ernakulam. The issue is also being considered by the Conciliation and Settlement Committee. The case was posted on 26.03.2024 and was adjourned to 01.06.2024.
b	M/s. Jaisu Shipping Co. Pvt. Ltd.	OS No 175/2011	Consequent on dismissal of Petition filed by the Port by the Hon'ble District Court vide Order dated 31.01.2020 and as per advise of Legal advisors that there is no scope for further appeal, it was decided to close the case by adjusting the amount payable to the party against the sponsorship fee due from the party under the judgment and decree in O.S No 175/2011 amounting to ₹2.98 crore along with interest @ 12% p.a for volvo ocean race, which was awarded in favour of CoPA on 26.09.2013	Claim of M/s Jaisu Shipping Co Pvt Ltd - ₹3.51 crore	Dist. Court, Ernakulam	Joseph & Kurian	EP 1/24 filed by CoPA before the Hon'ble Sub Court, Kochi was dismissed on 14.03.2024. The matter may be appealed in the upper court.

Sl. No	Party Name	Case Ref No. (OP/WP No. etc)	Brief of the case	Amount Involved	Level of Court	Advocate Name	Last hearing and status of the case
c	M/s. Jaisu Shipping Co. Pvt. Ltd.	Arbitration	The Bank Guarantee of ₹ 19.25 Crore submitted by M/s. Jaisu Shipping Co. Pvt. Ltd was encashed during 2011-12 as the contract failed to provide the deliverables for which the payments has been withheld by the Port. Arbitration clause invoked by the party.	Claim of M/s Jaisu Shipping Co Pvt Ltd - ₹795 crore, counter claim ₹322 crore	Arbitral Tribunal	Joseph & Kurian	As the party defaulted arbitrator's fees for several sittings, proceedings of claim submitted by the party was terminated by the Arbitral Tribunal and only the counter claims of CoPA will be heard. Meanwhile, the presiding arbitrator was deceased on 05.10.2010 and Tribunal not yet re-constituted.
d	M/s. Siemens Ltd., Chennai	OP Arb 51/20 (Previous No.Arb. OP 697/13)	Arbitration invoked by the party against recovery of Liquidated Damages w.r.t., Installation & Commissioning of 110 KV sub-station and connected works. Arbitration award was against the Port and hence the Port appealed against the award before the Hon'ble District Court, Ernakulam.	₹.1.76 Crore	Principal Sub court, EKM.	Joseph & Kurian	OP Arb 51/20 filed by CoPA against M/s. Siemens before the Commercial Court and Hon'ble Sub Court, Ernakulam was dismissed on on 18.10.2023. CoPA has challenged the same by filing CMA (Arb) before the Commercial Appellate Court and Hon'ble District Court, Ernakulam. The said CMA being, CMA (Arb) 6/2024 was adjourned to 13.06.2024.
e	M/s. Tebma Shipyards Ltd	OP Arb 86/20 (Previpus No.O.P.(Arb) 39/14)	Arbitration invoked by the party against recovery of Liquidated damages w.r.t., construction and delivery of 2 Nos of 45 T BP tugs. Award was in favour of Port. Appeal filed by the party before Hon'ble District Court, Ernakulam	₹.8.09 Crore	Principal Sub court, EKM.	Joseph & Kurian	OP Arb 86/20 filed by M/s. Tebma Shiyard Ltd is still pending before the Hon'ble Commercial Court, Ernakulam. The case is posted to 06.06.2024 for objection and hearing on a petition filed by the petitioner for amending the cause title of the Section 34 petition.

Sl. No	Party Name	Case Ref No. (OP/WP No. etc)	Brief of the case	Amount Involved	Level of Court	Advocate Name	Last hearing and status of the case
f	M/s. East India Engineers	Arbitration Appeal 9/22	Arbitration invoked by the M/s. East India Engineers in connection with release of retention money, modified rates for executing road rectification work etc. on the project of 'Providing 200mm Ductile Iron pumping line from UG tanks at Halt area at various locations in Willington Island and Road rectification thereof' and the award is in favor of the Contractor.	₹.74.59 lakhs	High Court of Kerala	B S Krishnan Associates	The Arbitrator passed Award on 26.03.2018. CoPA filed AOP 70/20 challenging the award, which was dismissed by the Hon'ble Commercial Court, Ernakulam, on 23.12.2021. CoPA filed Arbitration Appeal 9/22 before the Hon'ble High Court of Kerala challenging the same.  The case was posted on 05.05.2024 and was adjourned to 29.05.2024.
g	M/s. RKEC Projects Private Limited,	<b>Arbitration</b> (Arb. Request No.52/2019)	M/s. RKEC Projects Private Limited invoked Arbitration on 27.04.2019 towards refund of Liquidated Damages recovered, hire charges of equipment, additional charges for labour, Bank Guarantee, price escalation, loss of business during the extended period, bonus, additional payment for variations etc., in connection with the project of Construction of MULT at Puthuvybeen amounting to ₹84.76 crore.	₹84.76 crore.	Arbitral Tribunal	Menon & Pai	The Tribunal passed common award on 6.5.2023. The total amount awarded for MULT is ₹ 14,56,00,623.00 with interest @ 9% per annum from the date of award till payment with consolidated costs of ₹. 1,25,00,000.00. IOCL has settled the award amount with RKEC. Hence, direction has been given to the LA to withdraw the AOP filed by CoPA before the Hon'ble Commercial Court, Ernakulam, challenging the said award.

Sl. No	Party Name	Case Ref No. (OP/WP No. etc)	Brief of the case	Amount Involved	Level of Court	Advocate Name	Last hearing and status of the case
h	M/s. RKEC Projects Private Limited,	<b>Arbitration</b> (Arb. Request No.53/2019)	M/s. RKEC Projects Private Limited invoked Arbitration towards refund of Liquidated Damages recovered, hire charges of equipment, additional charges for labour, Bank Guarantee, price escalation, loss of business during the extended period, bonus, additional payment for variations etc., in connection with the project of 'Construction of MULT at Puthuvypeen-Barge Jetty amounting to ₹17.26crore.	₹17.26 crore	Arbitral Tribunal	Menon & Pai	Counter claims filed by Cochin Port amounts to ₹12.57 crore and the Arbitration proceedings are in progress. The Tribunal passed common award on 06.05.2023 as per which a total claim of ₹. 0.88 crore was payable by CoPA to RKEC in connection with construction of Barge berth and CoPA has to refund LD of ₹0.06 crore to the party. CoPA filed AOP before the Hon'ble Commercial Court, Ernakulam, challenging the said award. AOP is still pending.
i	M/s. Marymatha Infrastrute Private Limited	Arbitration	As per the directions of Hon'ble High Court of Kerala, Shri Pius C.Kuriakose, Hon'ble Chief Justice (Retd.) has been appointed as Sole Arbitrator in case filed by M/s. Marymatha Infrastructure Pvt Ltd. In connection with the work of 'Construction of Jetty and Allied Facilities for Govt. of India at Cochin Port.	₹16.92 Crore including interest.	Sole Arbitrator Justice Pius C. Kuriakose	Justice Pius C. Kuriakose	Arbitrator passed Award on 16.08.2023. CoPA filed AOP 2/24 before the Hon'ble Commercial Court, Ernakulam, challenging the said award. AOP was posted on 09.04.2024 and was adjourned to 10.06.2024
j	IGTPL	Arbitration Petition 36242/22	IGTPL has not paid revenue share @33.3% on sale of SEIS Scrips for 2015-16, 2016-17 and 2017-18 for ₹.6.77 Crore, ₹6.40 Crore and ₹8.48 Crore respectively. Port has invoked the Arbitration Clause as per Article 15.3 of the Licence Agreement. The award dated 12.08.2022 passed is in favour of IGTPPL and ₹50 lakhs have been imposed on CoPA as Costs.		Hon'ble High Court of Bombay	Adv. Anil D'Souza at Mumbai through M/s Joseph & Kuriyan	Port preferred an appeal challenging the Award in the Hon'ble High Court of Bombay. The case not yet posted. Challenging the Arbitral Award, CoPA filed Arbitration Petition 60/23 before the Hon'ble High Court of Bombay. Arbitration Petition was last posted on 16.10.2023.

Sl. No	Party Name	Case Ref No. (OP/WP No. etc)	Brief of the case	Amount Involved	Level of Court	Advocate Name	Last hearing and status of the case
k	National Electric Company	OP (Arb) 46/22	Arbitration invoked by M/s. National Electric Company on recovery of Liquidated damages by CoPA in connection with the work of "Providing 1950 KVA HT supply to M/s.Indian Oil Corporation Limited at MULT premises for supply of their LPG Handling facilities" which was decided in favour of the claimant.	₹ 14.89 lakhs	Principal Sub Court, EKM	Joseph & Kurian	The Arbitrator passed Award dated 03.11.2021 in favour of M/s. National Electric company. Aggrieved by the Award CoPA filed OP (Arb.) 46/22 before the Hon'ble Commercial Court, Ernakulam.  AOP 46/22 was posted on 04.04.2024 and was adjourned to 15.06.2024.
l	M/s. Dowins Resources Pvt. Ltd.	Arbitration	Arbitration of disputes between M/s. Dowins Resources Pvt. Ltd. And CoPT with respect to contract for collection of toll and parking charges from the Toll Booths (Ernakulam/Mattancherry/Ro-Ro) Gates.	Not provided	Sole Arbitrator Retd. Dist. Judge P.Sankarnunni	Retd. Dist. Judge P.Sankarnunni	Last sitting was scheduled on 27.02.2024 for appearance of parties and postponed. Next posting date not declared.
m	M/s.Helsa Electricals Private Limited	Arbitration	Arbitration of disputes between M/s. Helsa Electricals Private Limited and CoPA in connection with the work of "Strengthening of Sub Transmission and Distribution Network in W/ Island area under IPDS, GoI".	₹.25 lakh	Sole Arbitrator Retd. Dist. Judge S.Jagadees	Retd. Dist. Judge S.Jagadees	Sole Arbitrator passed the Arbitral Award on 27.3.2024.  Tribunal allowed the claimant to realize an amount of ₹.25,88,803/- with interest at the rate of 15% per annum from 20.03.2020 till realization from CoPA. Further claimant is allowed to realize the amount of ₹1,10,000/- along with legal expenses (which is claimed as ₹.4,06,705.00). We are considering on the further action to be taken on the award.



20.03.2024-BLOOD DONATION DRIVE AT COPA HOSPITAL



25.03.2024-INAUGURATION OF NDMA CBRN TRAINING PROGRAM AT SAMUDRIKA



26.01.24-REPUBLIC DAY CELEBRATION



28.12.2023 -CHAIRPERSON VISITS THE MULT, HOLDS REVIEW MEETING WITH IOC



27.02.2024-SMT. ALKA TIWARI, SECRETARY, NCST



20.11.2023-CONSULATE GENERAL OF KOREA



# कोचिन पत्तन प्राधिकरण Cochin Port Authority

Willingdon Island, Kochi - 682009  
[www.cochinport.gov.in](http://www.cochinport.gov.in)